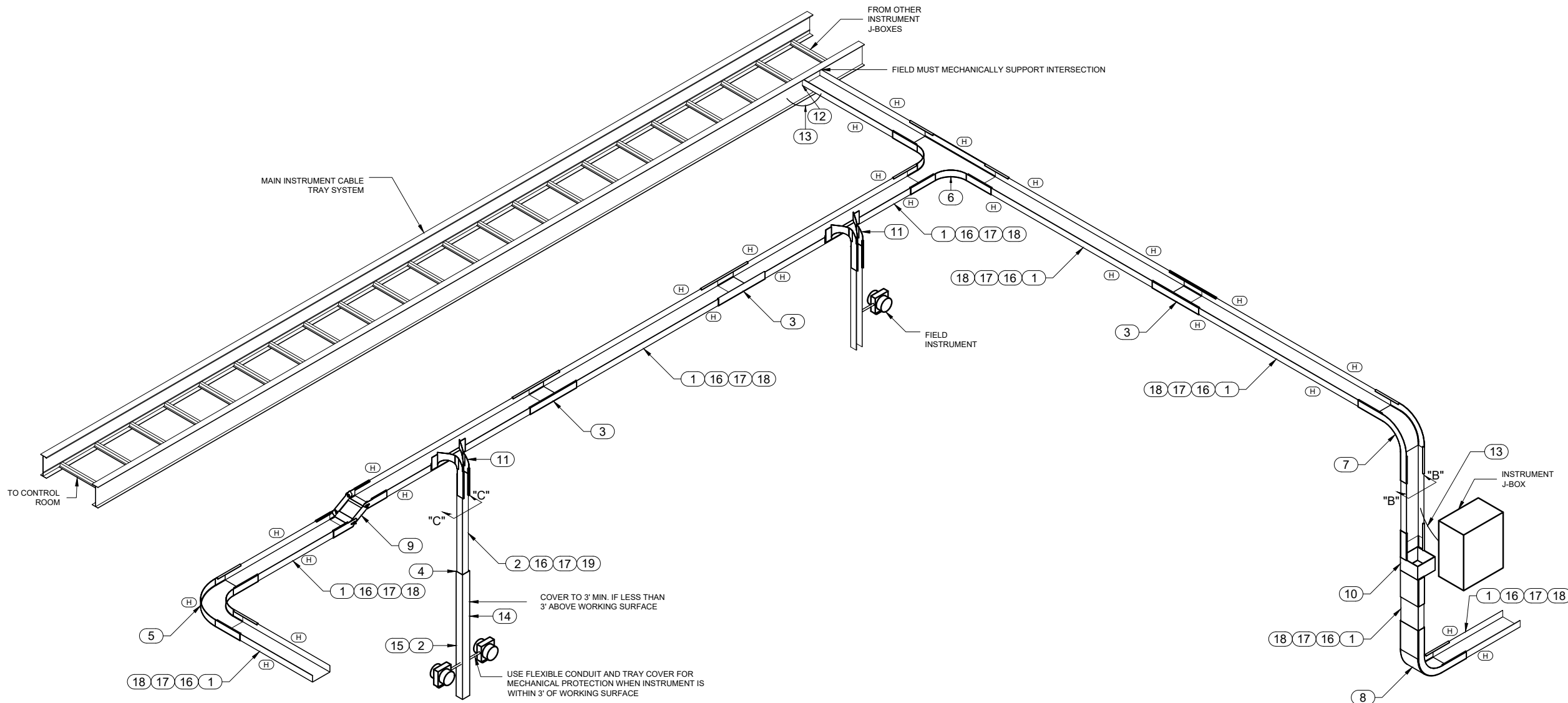


TOLERANCES

ANGLE +/- 1° LENGTH +/- 0.125" **UNLESS OTHERWISE SPECIFIED**
 WIDTH +/- 0.125" HEIGHT +/- 0.125" CENTER TO CENTER +/- 0.125"
 ANGLE STRAIGHTNESS OF SIDE RAIL +/- 1° 24" AND 36" RADIUS FITTINGS +/- 2"



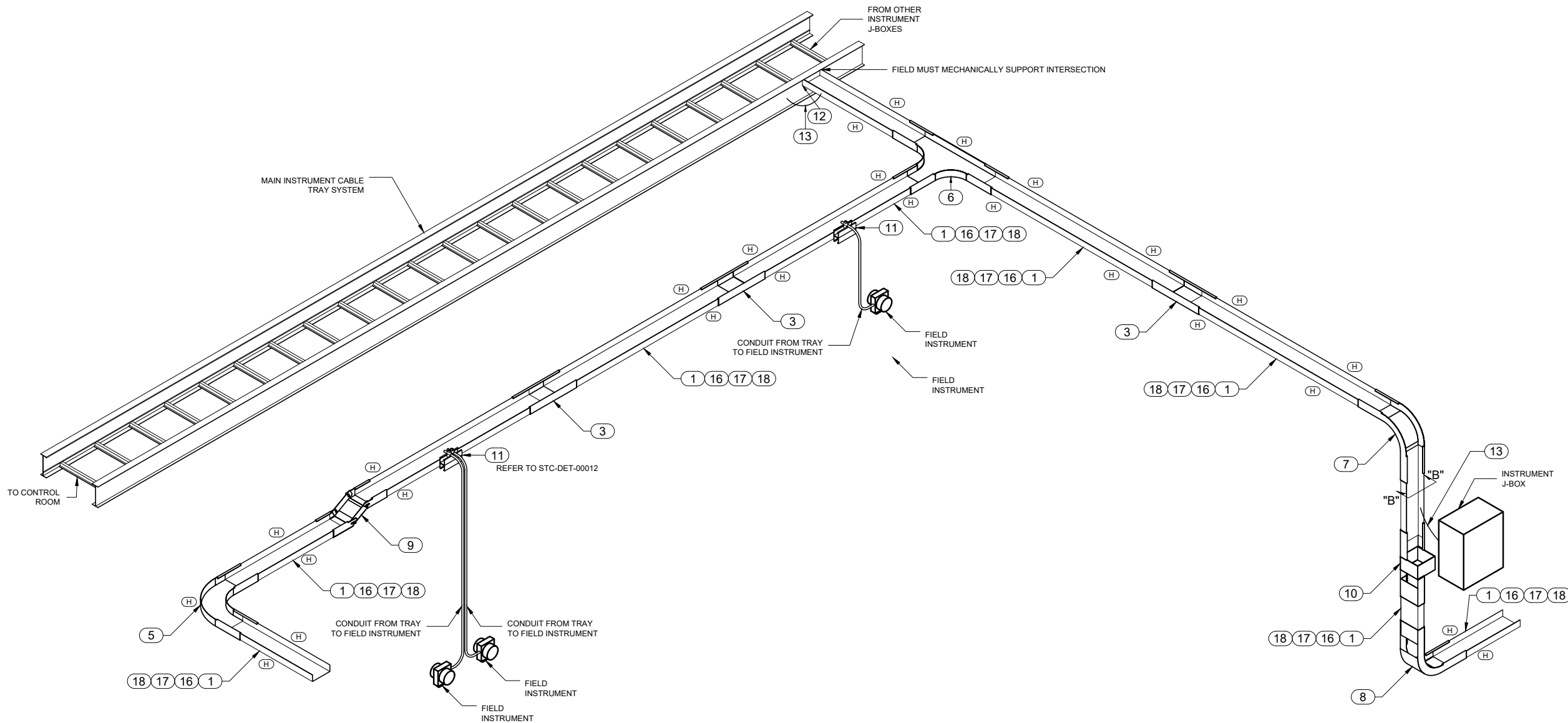
BILL OF MATERIALS

ITEM	QTY	DESCRIPTION	ITEM	QTY	DESCRIPTION
1	AS REQ'D	STC-6-2-AL SNAPTRACK PERFORATED ALUMINUM CHANNEL, 20'L	11	2	STWF-6-2-AL SNAPTRACK 6" X 2" WATERFALL TRAY EXIT
2	AS REQ'D	STC-2-2-AL SNAPTRACK PERFORATED ALUMINUM CHANNEL, 20'L	12	1	STLTT-6-AL SNAP TRACK 6" LADDER TRAY TRANSITION
3	AS REQ'D	STCS-6-2-AL SNAPTRACK 6" X 2" CHANNEL SPLICE	13	2	ST0203-14-07-36-1 SNAPTRACK BONDING JUMPER, 2/0AWG 100A MAX, 36"L
4	AS REQ'D	STCS-2-2-AL SNAPTRACK 2" X 2" CHANNEL SPLICE	14	AS REQ'D	STCV-2-2-AL SNAPTRACK 2" TRACK COVER, 10'L
5	1	STHE-6-2-AL-6R SNAPTRACK HORIZONTAL ELBOW, 6" X 2" X 6"R	15	2	STCOS-6-2-AL SNAPTRACK 6" X 2" CHANNEL CONDUIT OUTLET SPLICE
6	1	STCT-6-2-AL-6R SNAPTRACK TEE, 6" X 2" X 6"R	16	AS REQ'D	STEG-2-AL SNAPTRACK THERMAL EXPANSION GUIDE
7	1	STVO-6-2-AL-6R SNAPTRACK VERTICAL OUTSIDE, 6" X 2" X 6"R	17	AS REQ'D	STHC-2-AL SNAPTRACK HOLD DOWN CLAMP
8	1	STVI-6-2-AL-6R SNAPTRACK VERTICAL INSIDE, 6" X 2" X 6"R	18	AS REQ'D	STWC-6-AL SNAPTRACK 6" WIRE CLAMPS, RUBBER COATED W/ PUSHPIN
9	1	STAVS-6-2-AL SNAPTRACK 6" X 2" ADJUSTABLE HORIZONTAL SPLICE	19	AS REQ'D	STWC-2-AL SNAPTRACK 2" WIRE CLAMPS, RUBBER COATED W/ PUSHPIN
10	1	STCS-6-2-AL-RH SNAPTRACK RIGHT HAND PLANE ADAPTER, 6" X 2"	H	AS REQ'D	STHC-2-AL SNAPTRACK HOLD DOWN CLAMP



TOLERANCES

ANGLE +/- 1° LENGTH +/- 0.125" **UNLESS OTHERWISE SPECIFIED**
WIDTH +/- 0.125" HEIGHT +/- 0.125" CENTER +/- 0.125"
ANGLE STRAIGHTNESS OF SIDE RAIL +/- 1° 24" AND 36" RADIUS FITTINGS +/- 2"



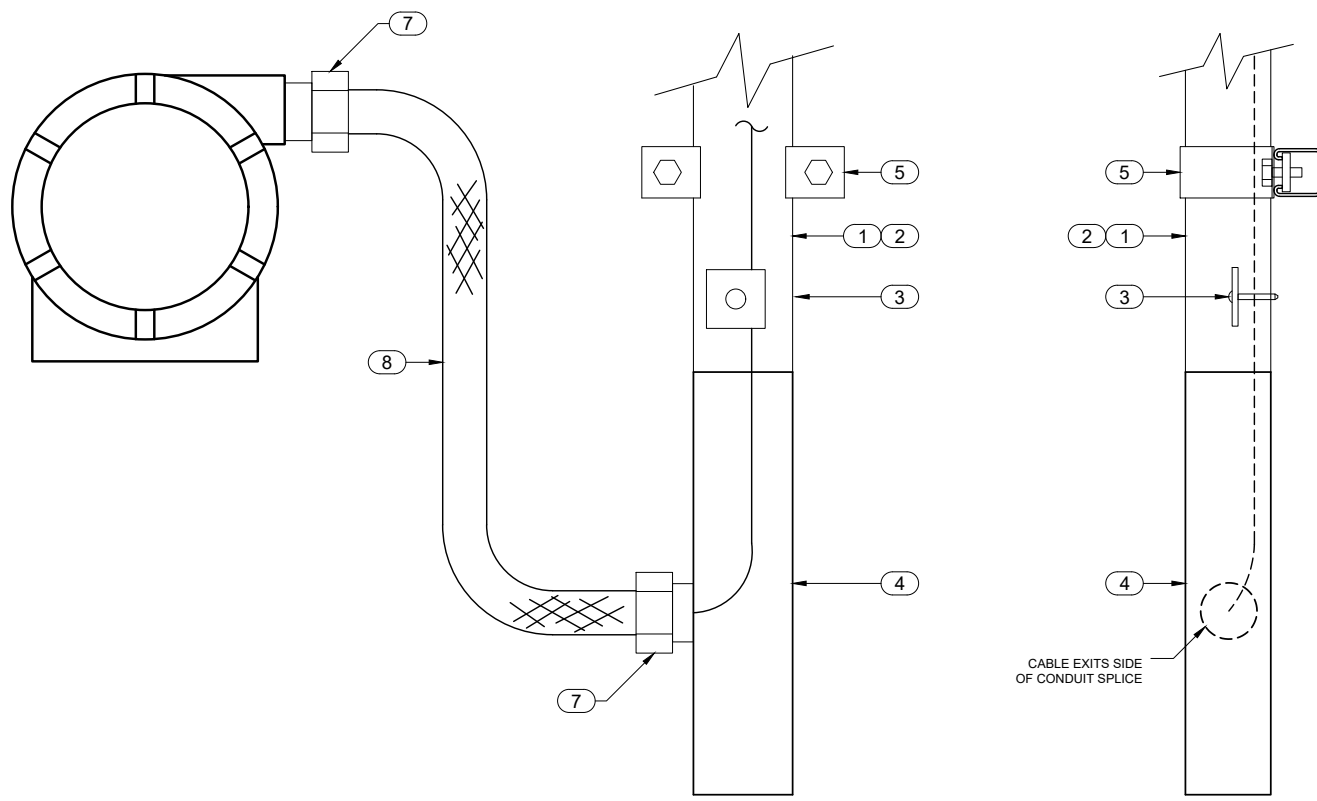
BILL OF MATERIALS

ITEM	QTY	DESCRIPTION	ITEM	QTY	DESCRIPTION
1	AS REQ'D	STC-6-2-AL SNAPTRACK PERFORATED ALUMINUM CHANNEL, 20'L	11	2	STWF-6-2-AL SNAPTRACK 6" X 2" WATERFALL TRAY EXIT
2	AS REQ'D	STC-2-2-AL SNAPTRACK PERFORATED ALUMINUM CHANNEL, 20'L	12	1	STLTT-6-AL SNAP TRACK 6" LADDER TRAY TRANSITION
3	AS REQ'D	STCS-6-2-AL SNAPTRACK 6" X 2" CHANNEL SPLICE	13	2	ST0203-14-07-36-1 SNAPTRACK BONDING JUMPER, 2/0AWG 100A MAX, 36"L
4	AS REQ'D	STCS-2-2-AL SNAPTRACK 2" X 2" CHANNEL SPLICE	14	AS REQ'D	STCV-2-2-AL SNAPTRACK 2" TRACK COVER, 10'L
5	1	STHE-6-2-AL-6R SNAPTRACK HORIZONTAL ELBOW, 6" X 2" X 6"R	15	2	STCOS-6-2-AL SNAPTRACK 6" X 2" CHANNEL CONDUIT OUTLET SPLICE
6	1	STCT-6-2-AL-6R SNAPTRACK TEE, 6" X 2" X 6"R	16	AS REQ'D	STEG-2-AL SNAPTRACK THERMAL EXPANSION GUIDE
7	1	STVO-6-2-AL-6R SNAPTRACK VERTICAL OUTSIDE, 6" X 2" X 6"R	17	AS REQ'D	STHC-2-AL SNAPTRACK HOLD DOWN CLAMP
8	1	STVI-6-2-AL-6R SNAPTRACK VERTICAL INSIDE, 6" X 2" X 6"R	18	AS REQ'D	STWC-6-AL SNAPTRACK 6" WIRE CLAMPS, RUBBER COATED W/ PUSHPIN
9	1	STAVS-6-2-AL SNAPTRACK 6" X 2" ADJUSTABLE HORIZONTAL SPLICE	19	AS REQ'D	STWC-2-AL SNAPTRACK 2" WIRE CLAMPS, RUBBER COATED W/ PUSHPIN
10	1	STCB-AL-RH SNAPTRACK CONDUIT BRACKET	H	AS REQ'D	STHC-2-AL SNAPTRACK HOLD DOWN CLAMP



TOLERANCES

UNLESS OTHERWISE SPECIFIED
ANGLE +/- 1° LENGTH +/- 0.125" WIDTH +/- 0.125" HEIGHT +/- 0.125" CENTER +/- 0.125"
ANGLE STRAIGHTNESS OF SIDE RAIL +/- 1° 24" AND 36" RADIUS FITTINGS +/- 2"

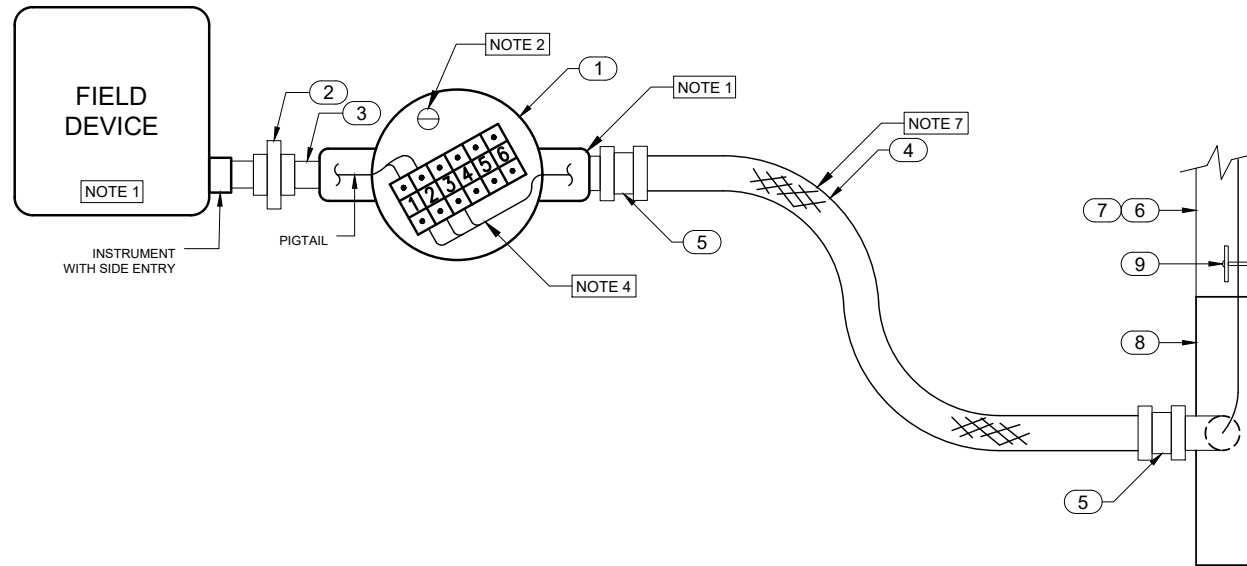


1. USE SNAPTRACK TRAY COVER ONLY IF LESS THAN 3' ABOVE WORKING SURFACE. TRAY SHOULD BE COVERED FOR 3' MINIMUM.
2. SNAPTRACK CABLE CLAMPS TO BE USED TO SECURE CABLES.
3. SNAPTRACK HOLD DOWN CLAMPS (STHC-2-AL) TO BE ATTACHED TO STRUT USING 1/2" SS BOLT, FLAT WASHER AND SPRING/STRUT NUT. ALSO CAN BE BOLTED THROUGH WITH A HEX NUT.

BILL OF MATERIALS

ITEM	QTY	DESCRIPTION			
1	AS REQ'D	STC-2-2-AL SNAPTRACK PERFORATED ALUMINUM CHANNEL, 20'L			
2	AS REQ'D	STCV-2-2-AL SNAPTRACK 2" TRACK COVER, 10'L			
3	AS REQ'D	STWC-2-2-AL SNAPTRACK 2" WIRE CLAMPS, RUBBER COATED W/ PUSHPIN			
4	1	STCOS-2-2-AL SNAPTRACK 2" X 2" CHANNEL CONDUIT OUTLET SPLICE			
5	AS REQ'D	STHC-2-AL SNAPTRACK HOLD DOWN CLAMP			
6	AS REQ'D	CONDUIT HUB, LIQUID TIGHT, WITH NUT AND GASKET, SIZE AS REQ'D			
7	2	1/2" LIQUID TIGHT CONNECTOR, MALE STRAIGHT			
8	AS REQ'D	1/2" LIQUID TIGHT FLEXIBLE CONDUIT			



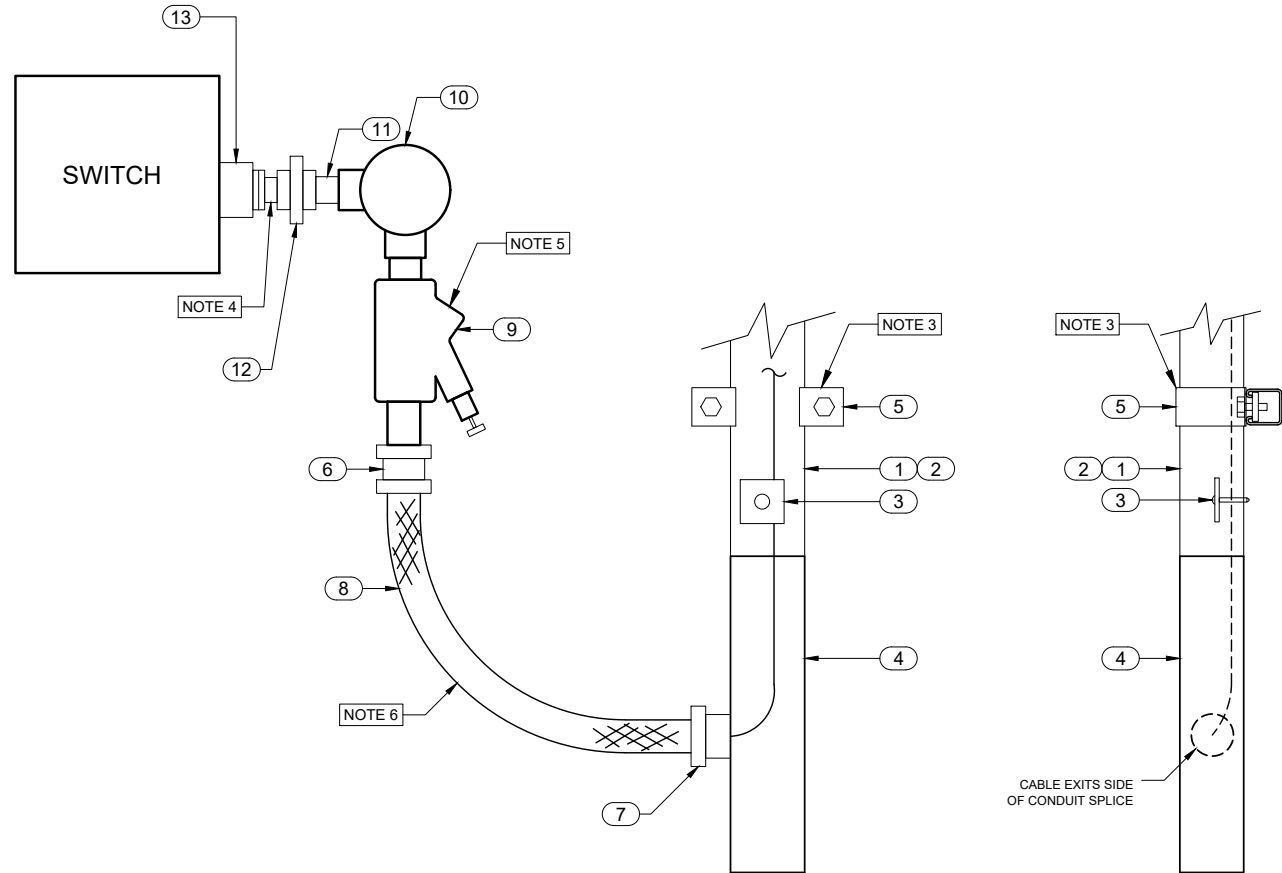


1. CONDUIT SEAL NOT REQUIRED FOR FACTORY SEALED DEVICES "UL" RATED FOR CLASS I, DIVISION II INSTALLATIONS.
2. GROUND SCREW FOR INSTRUMENT WIRING IF REQUIRED.
3. SEE LOOP DETAIL FOR PROPER INSTALLATION.
4. USE SNAPTRACK CABLE CLAMPS TO SECURE CABLES.
5. USE SNAPTRACK COVER IF LESS THAN 3' ABOVE WORKING SURFACE. TRAY TO BE COVERED FOR 3' MINIMUM.
6. SEE DWG#: STC-DET-0001 FOR TYPICAL SNAPTRACK INSTALLATION.
7. NOMINAL DISTANCE OF 18", 36" MAXIMUM.

BILL OF MATERIALS

ITEM	QTY	DESCRIPTION			
1	1	1/2" CONDUIT OUTLET BOX W/ INTERNAL MOUNTED 6PT TERMINAL BLOCK			
2	1	1/2" CONDUIT UNION, M/F			
3	1	1/2" CONDUIT NIPPLE			
4	AS REQ'D	1/2" LIQUID TIGHT FLEXIBLE CONDUIT			
5	2	CONDUIT NIPPLE			
6	AS REQ'D	STC-2-2-AL SNAPTRACK PERFORATED ALUMINUM CHANNEL, 20'L			
7	AS REQ'D	STCV-2-2-AL SNAPTRACK 2" TRACK COVER, 10'L			
8	1	STCOS-2-2-AL SNAPTRACK 2" X 2" CHANNEL CONDUIT OUTLET SPLICE			
9	AS REQ'D	STWC-2-AL SNAPTRACK 2" WIRE CLAMPS, RUBBER COATED W/ PUSHPIN			



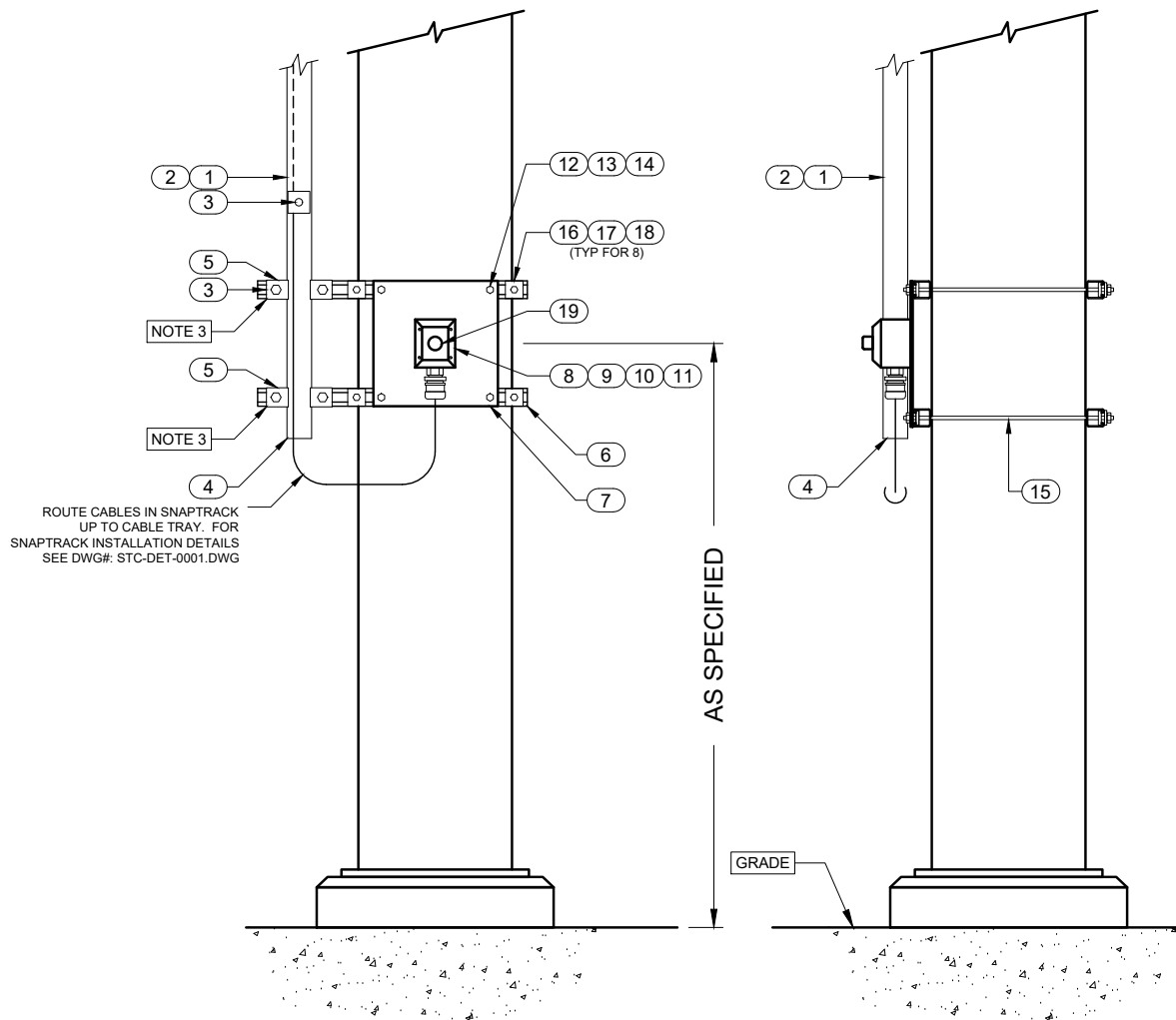


1. USE SNAPTRACK TRAY COVER ONLY IF LESS THAN 3' ABOVE WORKING SURFACE. TRAY SHOULD BE COVERED FOR 3' MINIMUM.
2. SNAPTRACK CABLE CLAMPS TO BE USED TO SECURE CABLES.
3. SNAPTRACK HOLD DOWN CLAMPS (STHC-2-AL) TO BE ATTACHED TO STRUT USING 1/2" SS BOLT, FLAT WASHER AND SPRING/STRUT NUT. ALSO CAN BE BOLTED THROUGH WITH A HEX NUT.
4. INSTALLATION OF 90° OR 45° FLEXIBLE CONNECTORS OF "EL" FITTINGS BETWEEN UNION AND SWITCH HOUSING ARE NOT ACCEPTABLE.
5. CONDUIT SEAL NOT REQUIRED FOR FACTORY SEALED DEVICES "UL" RATED FOR CLASS I, DIVISION II INSTALLATIONS.
6. NOMINAL DISTANCE OF 18", 36" MAXIMUM.

BILL OF MATERIALS

ITEM	QTY	DESCRIPTION	ITEM	QTY	DESCRIPTION
1	AS REQ'D	STC-2-2-AL SNAPTRACK PERFORATED ALUMINUM CHANNEL, 20'L	9	1	1/2" CONDUIT DRAIN - SEAL
2	AS REQ'D	STCV-2-2-AL SNAPTRACK 2" TRACK COVER, 10'L	10	1	1/2" CONDULET
3	AS REQ'D	STWC-2-AL SNAPTRACK 2" WIRE CLAMPS, RUBBER COATED W/ PUSHPIN	11	1	1/2" CONDUIT NIPPLE
4	1	STCOS-2-2-AL SNAPTRACK 2" X 2" CHANNEL CONDUIT OUTLET SPLICE	12	1	1/2" CONDUIT UNION, M/F
5	AS REQ'D	STHC-2-AL SNAPTRACK HOLD DOWN CLAMP	13	1	1" X 1/2" CONDUIT REDUCER
6	AS REQ'D	CONDUIT HUB, LIQUID TIGHT, WITH NUT AND GASKET, SIZE AS REQ'D			
7	2	1/2" LIQUID TIGHT CONNECTOR, MALE STRAIGHT			
8	AS REQ'D	1/2" LIQUID TIGHT FLEXIBLE CONDUIT			



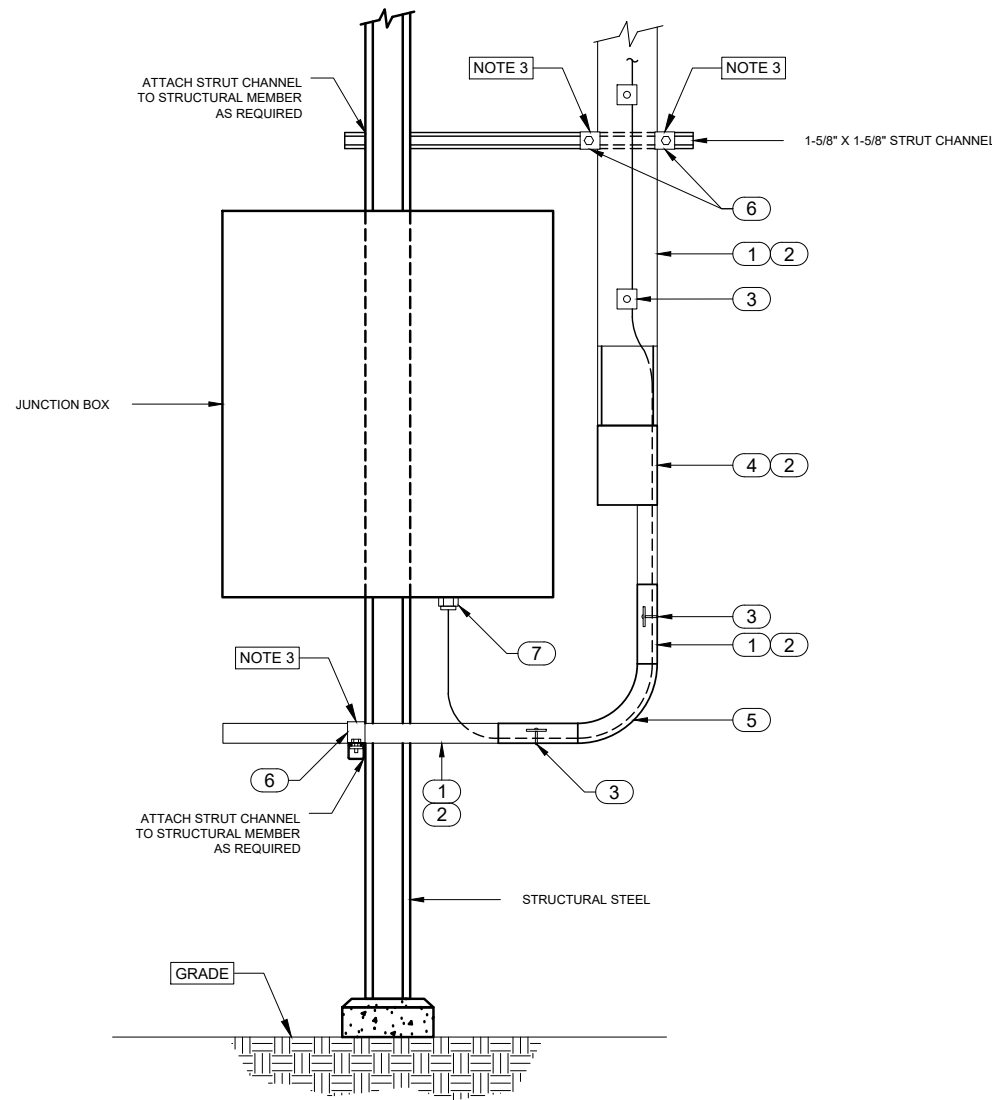


1. USE SNAPTRACK TRAY COVER ONLY IF LESS THAN 3' ABOVE WORKING SURFACE. TRAY SHOULD BE COVERED FOR 3' MINIMUM.
2. SNAPTRACK CABLE CLAMPS TO BE USED TO SECURE CABLES.
3. SNAPTRACK HOLD DOWN CLAMPS (STHC-2-AL) TO BE ATTACHED TO STRUT USING 1/2" SS BOLT, FLAT WASHER AND SPRING/STRUT NUT. ALSO CAN BE BOLTED THROUGH WITH A HEX NUT.

BILL OF MATERIALS

ITEM	QTY	DESCRIPTION	ITEM	QTY	DESCRIPTION
1	AS REQ'D	STC-2-2-AL SNAPTRACK PERFORATED ALUMINUM CHANNEL, 20'L	11	4	SS25LW 1/4" FLAT LOCK WASHER, SS
2	AS REQ'D	STCV-2-2-AL SNAPTRACK 2" TRACK COVER, 10'L	12	4	SS37HB1.5 3/8" X 1-1/2" CAP SCREW, SS
3	AS REQ'D	STWC-2-AL SNAPTRACK 2" WIRE CLAMPS, RUBBER COATED W/ PUSHPIN	13	4	SN38SS 3/8" SPRING NUT, SS
4	1	STBE-2-2-AL SNAPTRACK 2" X 2" BLIND END	14	4	SS38LW 3/8" FLAT LOCK WASHER, SS
5	AS REQ'D	STHC-2-AL SNAPTRACK HOLD DOWN CLAMP	15	AS REQ'D	1/2" ALL THREAD ROD, SS
6	AS REQ'D	1-5/8" X 1-5/8" SLOTTED STRUT, MATERIAL AS SPECIFIED	16	8	SW50SS 1/2" STRUT WASHER, SS
7	1	10" X 10" X 1/4" PLATE, MATERIAL AS SPECIFIED	17	8	SS50HN 1/2" HEX NUT, SS
8	4	SS25HB1.5 1/4" X 1-1/2" CAP SCREW, SS	18	8	SS50LW 1/2" FLAT LOCK WASHER
9	4	SS25HN 1/4" HEX NUT, SS	19	1	EMERGENCY STOP RED PUSH BUTTON, AS SPECIFIED
10	4	SS25FW 1/4" FLAT WASHER, SS			



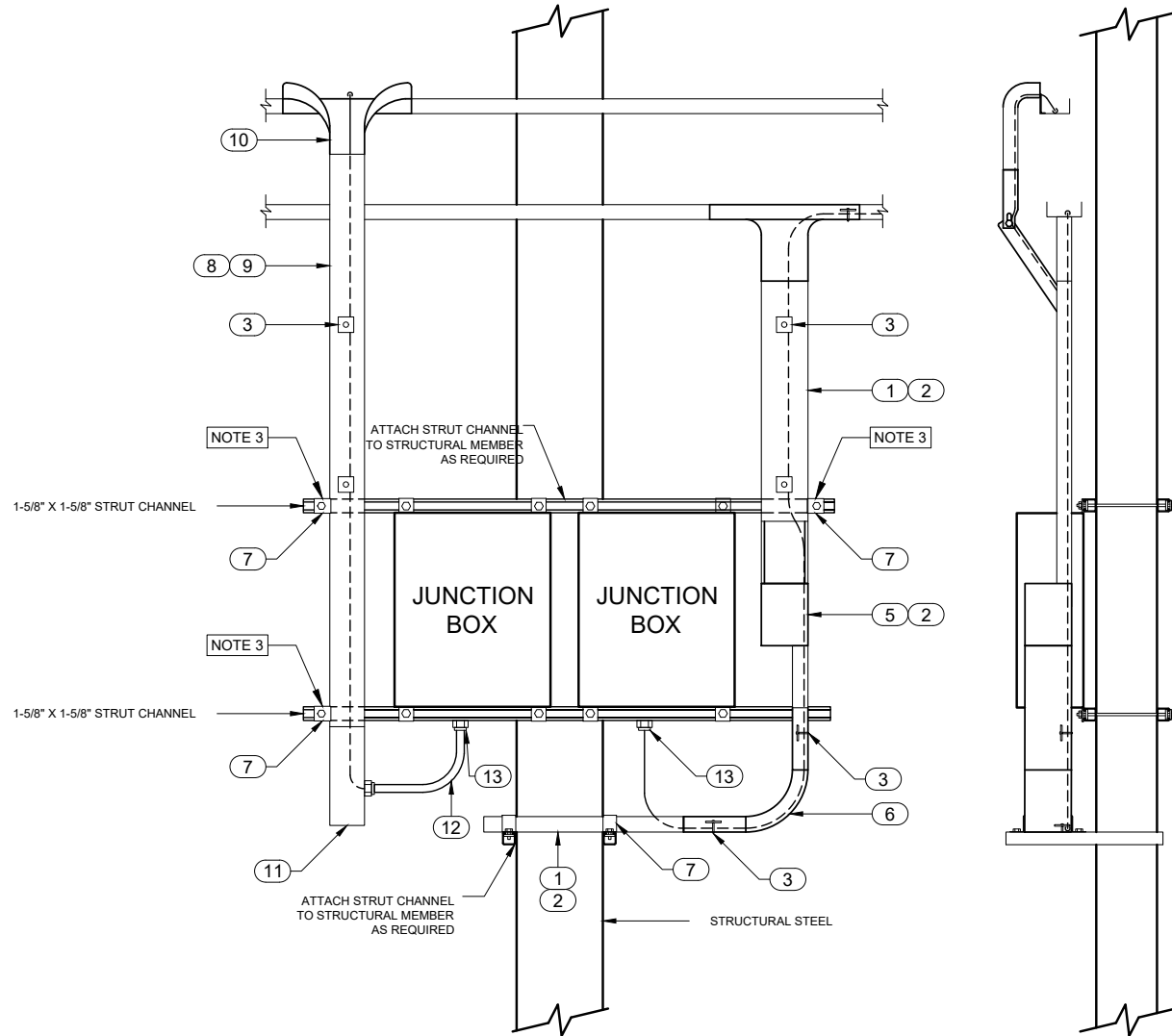


1. USE SNAPTRACK TRAY COVER ONLY IF LESS THAN 3' ABOVE WORKING SURFACE. TRAY SHOULD BE COVERED FOR 3' MINIMUM.
2. SNAPTRACK CABLE CLAMPS TO BE USED TO SECURE CABLES.
3. SNAPTRACK HOLD DOWN CLAMPS (STHC-2-AL) TO BE ATTACHED TO STRUT USING 1/2" SS BOLT, FLAT WASHER AND SPRING/STRUT NUT. ALSO CAN BE BOLTED THROUGH WITH A HEX NUT.

BILL OF MATERIALS

ITEM	QTY	DESCRIPTION		
1	AS REQ'D	STC-6-2-AL SNAPTRACK PERFORATED ALUMINUM CHANNEL, 20'L		
2	AS REQ'D	STCV-6-2-AL SNAPTRACK 6" TRACK COVER, 10'L		
3	AS REQ'D	STWC-2-AL SNAPTRACK 2" WIRE CLAMPS, RUBBER COATED W/ PUSHPIN		
4	1	STCS-6-2-AL-XX** SNAPTRACK PLANE ADAPTER, 6" X 2"		** XX = PLANE ADAPTER CONFIG. (LH - LEFT HAND, RH - RIGHT HAND, BH - BACK HAND)
5	1	STVI-6-2-AL-6R SNAPTRACK VERTICAL INSIDE, 6" X 2" X 6"R		
6	AS REQ'D	STHC-2-AL SNAPTRACK HOLD DOWN CLAMP		
7	AS REQ'D	CONDUIT HUB, LIQUID TIGHT, WITH NUT AND GASKET, SIZE AS REQ'D		



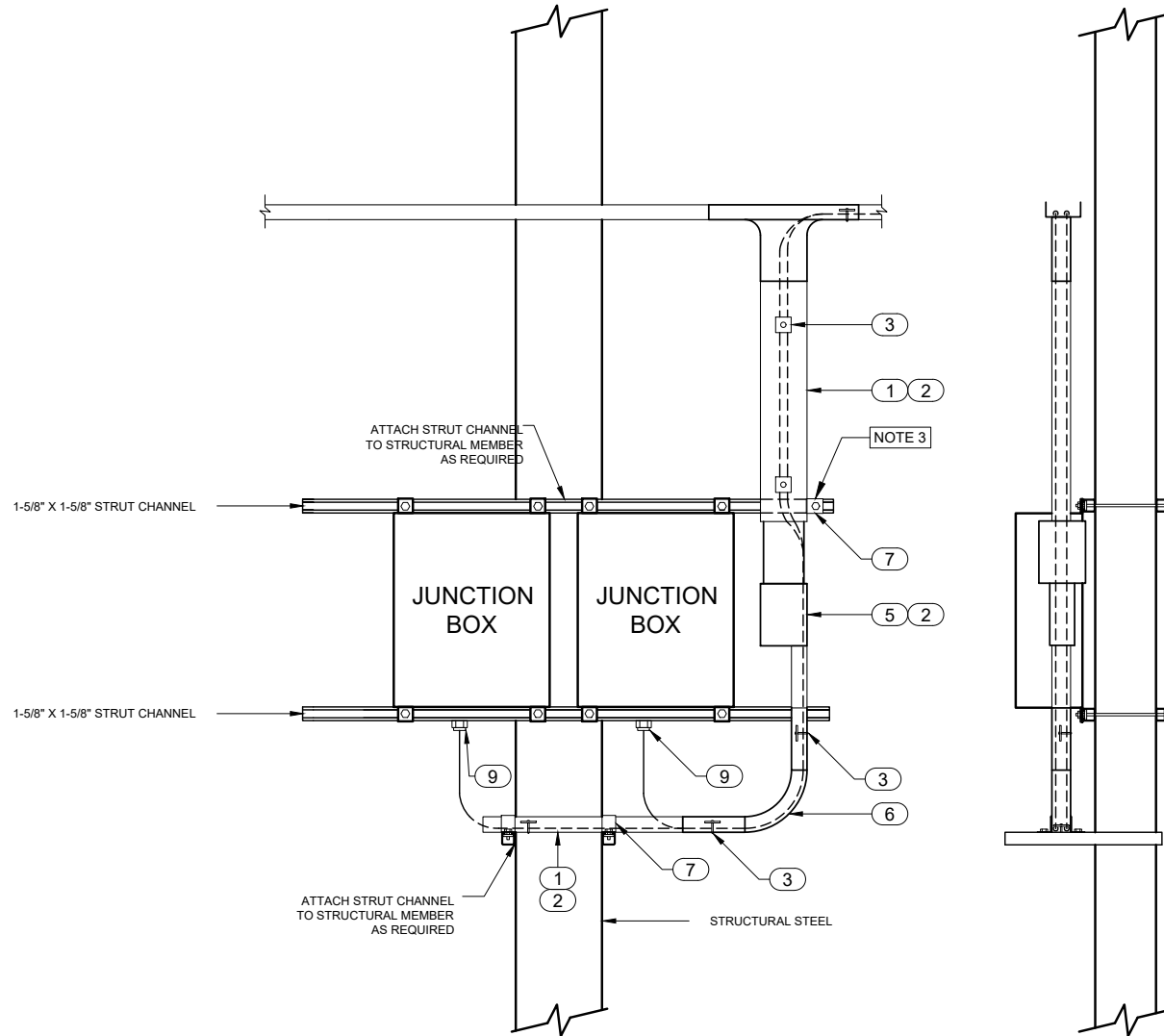


1. USE SNAPTRACK TRAY COVER ONLY IF LESS THAN 3' ABOVE WORKING SURFACE. TRAY SHOULD BE COVERED FOR 3' MINIMUM.
2. SNAPTRACK CABLE CLAMPS TO BE USED TO SECURE CABLES.
3. SNAPTRACK HOLD DOWN CLAMPS (STHC-2-AL) TO BE ATTACHED TO STRUT USING 1/2" SS BOLT, FLAT WASHER AND SPRING/STRUT NUT. ALSO CAN BE BOLTED THROUGH WITH A HEX NUT.

BILL OF MATERIALS

ITEM	QTY	DESCRIPTION	ITEM	QTY	DESCRIPTION
1	AS REQ'D	STC-6-2-AL SNAPTRACK PERFORATED ALUMINUM CHANNEL, 20'L	9	AS REQ'D	STCV-4-2-AL SNAPTRACK 4" TRACK COVER, 10'L
2	AS REQ'D	STCV-6-2-AL SNAPTRACK 6" TRACK COVER, 10'L	10	1	STWF-4-2-AL SNAPTRACK 4" X 2" WATERFALL FITTING
3	AS REQ'D	STWC-2-AL SNAPTRACK 2" WIRE CLAMPS, RUBBER COATED W/ PUSHPIN	11	1	STCOS-4-2-AL SNAPTRACK 4" X 2" CONDUIT OUTLET SPLICE
4	1	STCOS-6-2-AL SNAPTRACK 6" X 2" CHANNEL CONDUIT OUTLET SPLICE	12	AS REQ'D	1/2" LIQUID TIGHT FLEXIBLE CONDUIT
5	1	STCS-6-2-AL-XX** SNAPTRACK PLANE ADAPTER, 6" X 2"	13	AS REQ'D	CONDUIT HUB, LIQUID TIGHT, WITH NUT AND GASKET, SIZE AS REQ'D
6	1	STVI-6-2-AL-6R SNAPTRACK VERTICAL INSIDE, 6" X 2" X 6"R			
7	AS REQ'D	STHC-2-AL SNAPTRACK HOLD DOWN CLAMP			** XX = PLANE ADAPTER CONFIG. (LH - LEFT HAND, RH - RIGHT HAND, BH - BACK HAND)
8	AS REQ'D	STC-4-2-AL SNAPTRACK PERFORATED ALUMINUM CHANNEL, 20'L			





1. USE SNAPTRACK TRAY COVER ONLY IF LESS THAN 3' ABOVE WORKING SURFACE. TRAY SHOULD BE COVERED FOR 3' MINIMUM.
2. SNAPTRACK CABLE CLAMPS TO BE USED TO SECURE CABLES.
3. SNAPTRACK HOLD DOWN CLAMPS (STHC-2-AL) TO BE ATTACHED TO STRUT USING 1/2" SS BOLT, FLAT WASHER AND SPRING/STRUT NUT. ALSO CAN BE BOLTED THROUGH WITH A HEX NUT.

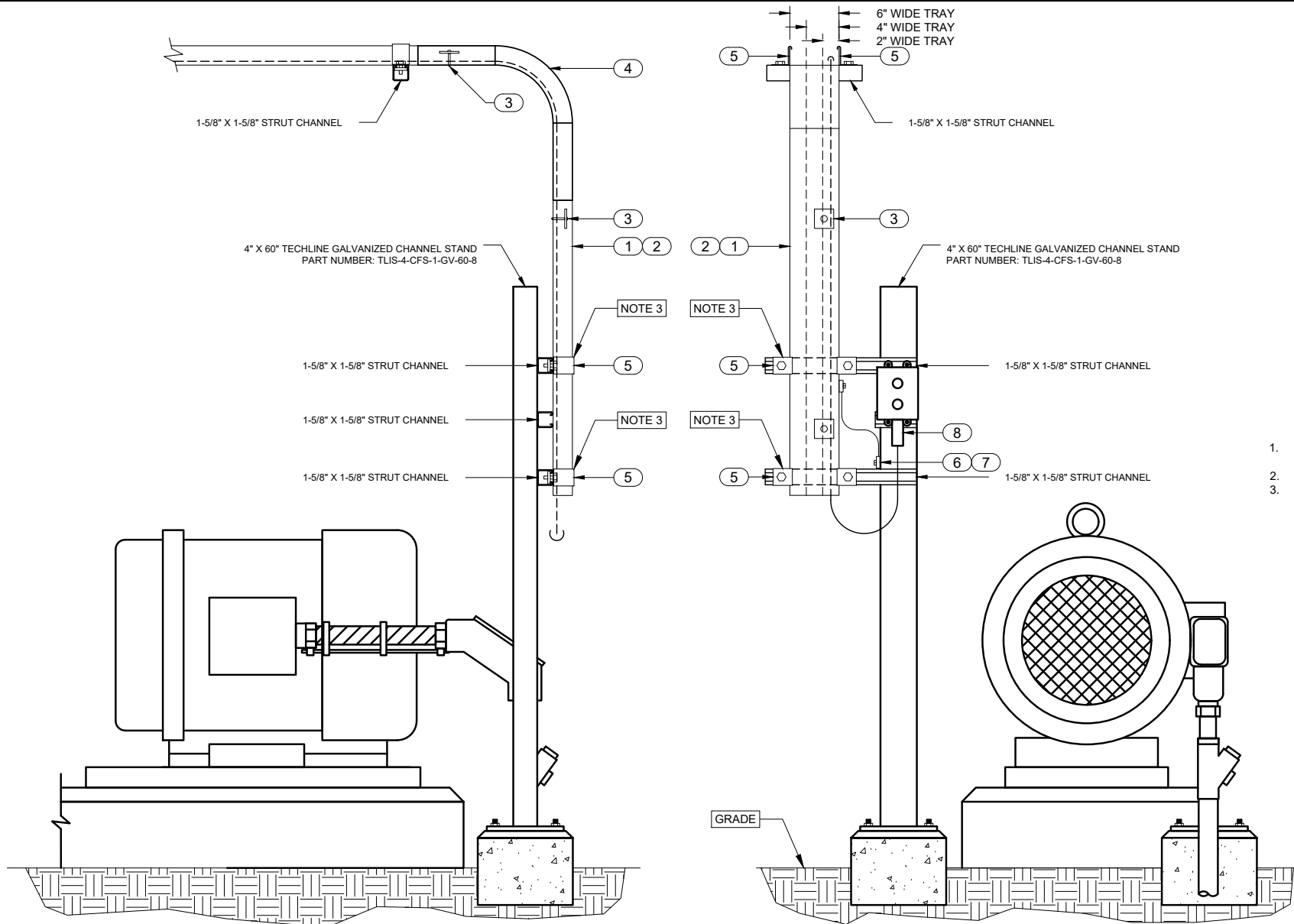
BILL OF MATERIALS

ITEM	QTY	DESCRIPTION	ITEM	QTY	DESCRIPTION
1	AS REQ'D	STC-6-2-AL SNAPTRACK PERFORATED ALUMINUM CHANNEL, 20'L	9	AS REQ'D	CONDUIT HUB, LIQUID TIGHT, WITH NUT AND GASKET, SIZE AS REQ'D
2	AS REQ'D	STCV-6-2-AL SNAPTRACK 6" TRACK COVER, 10'L			
3	AS REQ'D	STWC-2-AL SNAPTRACK 2" WIRE CLAMPS, RUBBER COATED W/ PUSHPIN			
4	1	STCOS-6-2-AL SNAPTRACK 6" X 2" CHANNEL CONDUIT OUTLET SPLICE			
5	1	STCS-6-2-AL-XX** SNAPTRACK PLANE ADAPTER, 6" X 2"			
6	1	STVI-6-2-AL-6R SNAPTRACK VERTICAL INSIDE, 6" X 2" X 6"R			
7	AS REQ'D	STHC-2-AL SNAPTRACK HOLD DOWN CLAMP			** XX = PLANE ADAPTER CONFIG. (LH - LEFT HAND, RH - RIGHT HAND, BH - BACK HAND)
8	AS REQ'D	1/2" LIQUID TIGHT FLEXIBLE CONDUIT			



TOLERANCES

UNLESS OTHERWISE SPECIFIED
 ANGLE +/- 1° LENGTH +/- 0.125" WIDTH +/- 0.125" HEIGHT +/- 0.125" CENTER TO CENTER +/- 0.125"
 ANGLE STRAIGHTNESS OF SIDE RAIL +/- 1° 24" AND 36" RADIUS FITTINGS +/- 2"

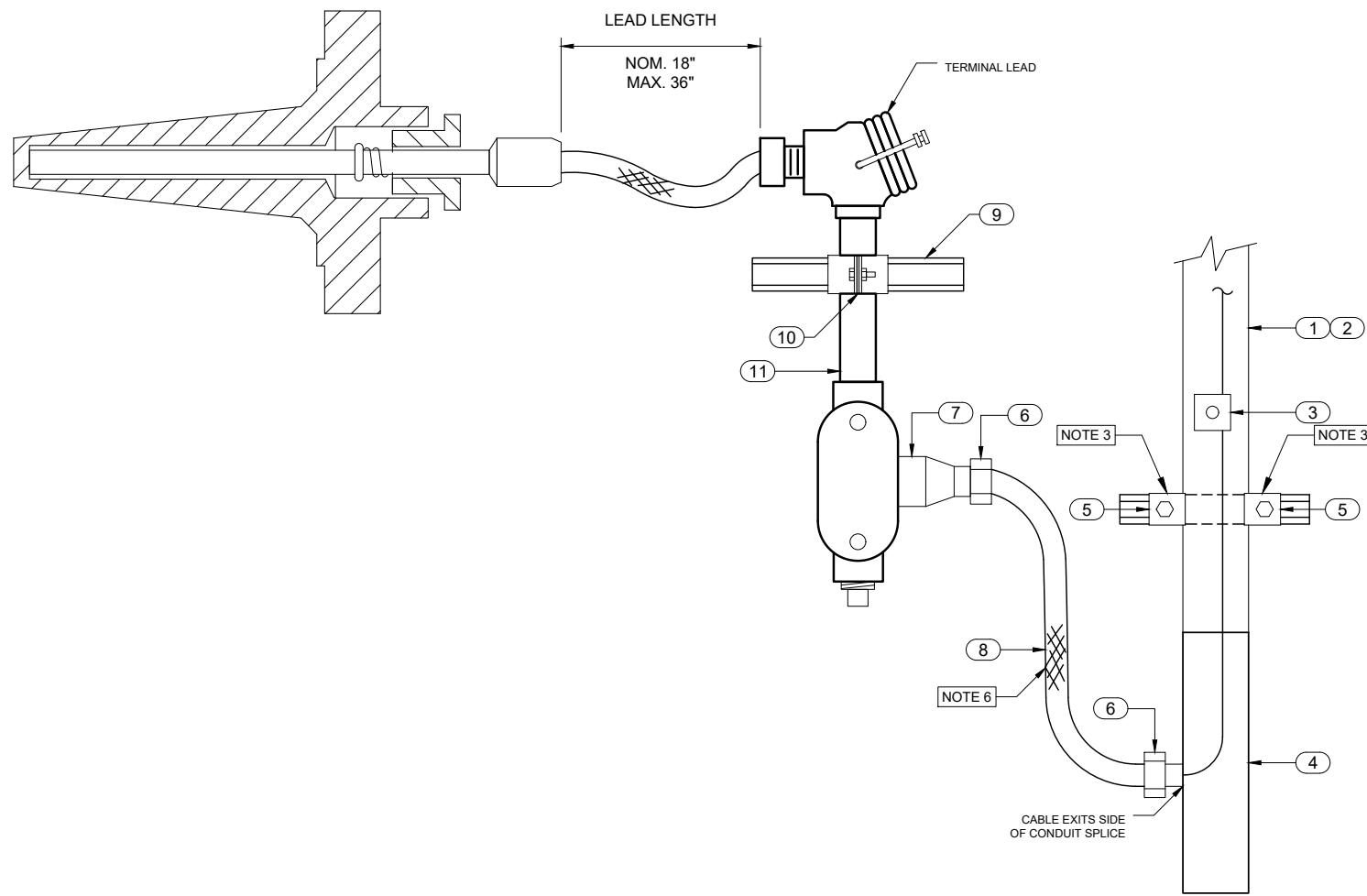


1. USE SNAPTRACK TRAY COVER ONLY IF LESS THAN 3' ABOVE WORKING SURFACE. TRAY SHOULD BE COVERED FOR 3' MINIMUM.
2. SNAPTRACK CABLE CLAMPS TO BE USED TO SECURE CABLES.
3. SNAPTRACK HOLD DOWN CLAMPS (STHC-2-AL) TO BE ATTACHED TO STRUT USING 1/2" SS BOLT, FLAT WASHER AND SPRING/STRUT NUT. ALSO CAN BE BOLTED THROUGH WITH A HEX NUT.

BILL OF MATERIALS

ITEM	QTY	DESCRIPTION
1	AS REQ'D	STC-6-2-AL SNAPTRACK PERFORATED ALUMINUM CHANNEL, 20'L
2	AS REQ'D	STCV-6-2-AL SNAPTRACK 6" TRACK COVER, 10'L
3	AS REQ'D	STWC-6-AL SNAPTRACK 6" WIRE CLAMPS, RUBBER COATED W/ PUSHPIN
4	1	STVO-6-2-AL-6R SNAPTRACK VERTICAL OUTSIDE, 6" X 2" X 6"R
5	AS REQ'D	STHC-2-AL SNAPTRACK HOLD DOWN CLAMP
6	1	ST0203-14-07-36-1 SNAPTRACK BONDING JUMPER, 2/0AWG 100A MAX, 36"L
7	2	STCTG250 SNAPTRACK GROUNDING CLAMP
8	1	GLAND FITTING



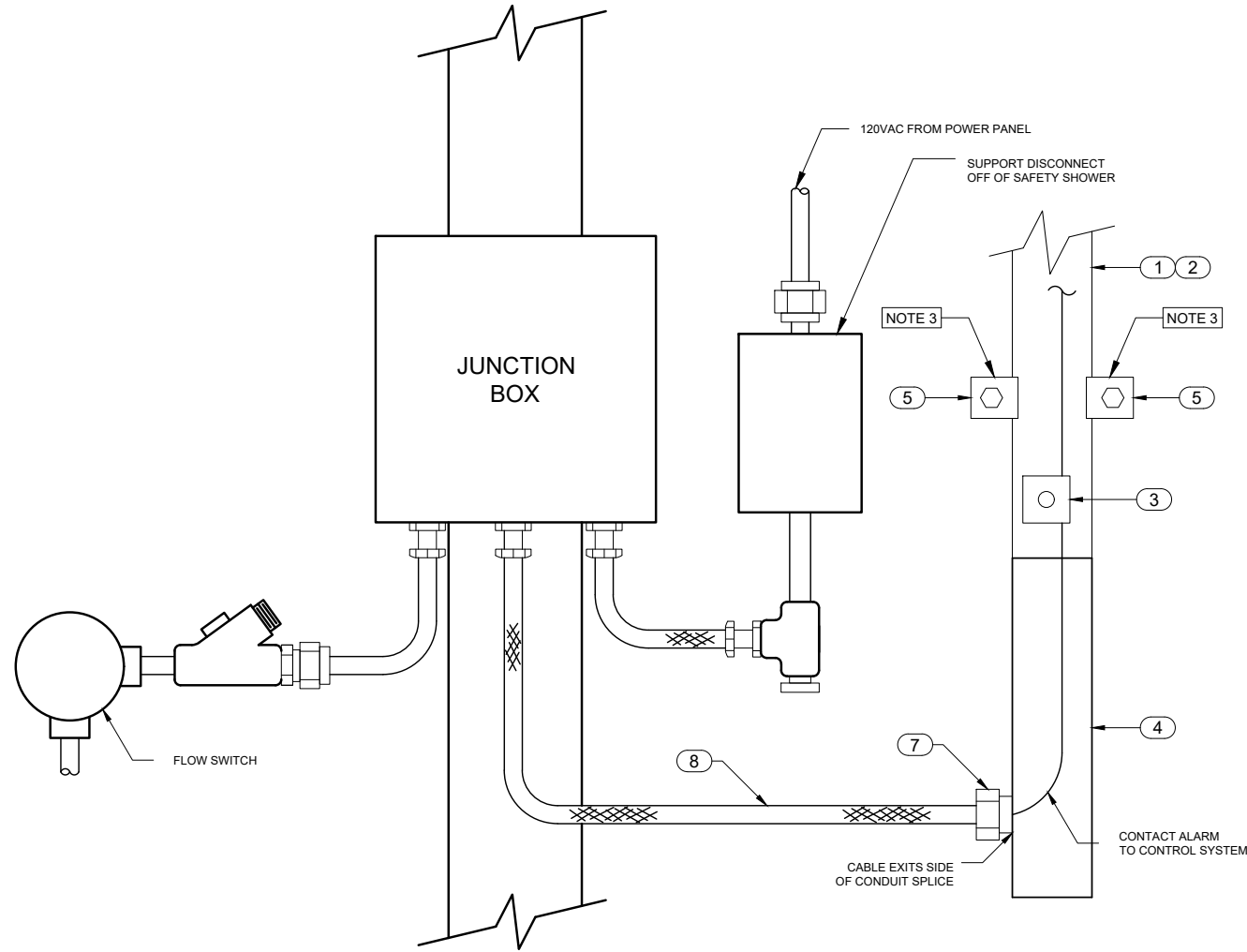


1. USE SNAPTRACK TRAY COVER ONLY IF LESS THAN 3' ABOVE WORKING SURFACE. TRAY SHOULD BE COVERED FOR 3' MINIMUM.
2. SNAPTRACK CABLE CLAMPS TO BE USED TO SECURE CABLES.
3. SNAPTRACK HOLD DOWN CLAMPS (STHC-2-AL) TO BE ATTACHED TO STRUT USING 1/2" SS BOLT, FLAT WASHER AND SPRING/STRUT NUT. ALSO CAN BE BOLTED THROUGH WITH A HEX NUT.
4. INSTALLATION OF 90° OR 45° FLEXIBLE CONNECTORS OF "EL" FITTINGS BETWEEN UNION AND SWITCH HOUSING ARE NOT ACCEPTABLE.
5. CONDUIT SEAL NOT REQUIRED FOR FACTORY SEALED DEVICES "UL" RATED FOR CLASS I, DIVISION II INSTALLATIONS.
6. NOMINAL DISTANCE OF 18", 36" MAXIMUM.

BILL OF MATERIALS

ITEM	QTY	DESCRIPTION	ITEM	QTY	DESCRIPTION
1	AS REQ'D	STC-2-2-AL SNAPTRACK PERFORATED ALUMINUM CHANNEL, 20'L	9	AS REQ'D	1-5/8" X 1-5/8" SLOTTED STRUT, MATERIAL AS SPECIFIED
2	AS REQ'D	STCV-2-2-AL SNAPTRACK 2" TRACK COVER, 10'L	10	1	CC75SS 3/4" CONDUIT STRUT CLAMP
3	AS REQ'D	STWC-2-AL SNAPTRACK 2" WIRE CLAMPS, RUBBER COATED W/ PUSHPIN	11	1	3/4" X 6" RIGID CONDUIT NIPPLE
4	1	STCOS-2-2-AL SNAPTRACK 2" X 2" CHANNEL CONDUIT OUTLET SPLICE			
5	AS REQ'D	STHC-2-AL SNAPTRACK HOLD DOWN CLAMP			
6	2	1/2" LIQUID TIGHT CONNECTOR, MALE STRAIGHT			
7	1	3/4" X 1/2" CONDUIT REDUCER			
8	AS REQ'D	1/2" LIQUID TIGHT FLEXIBLE CONDUIT			



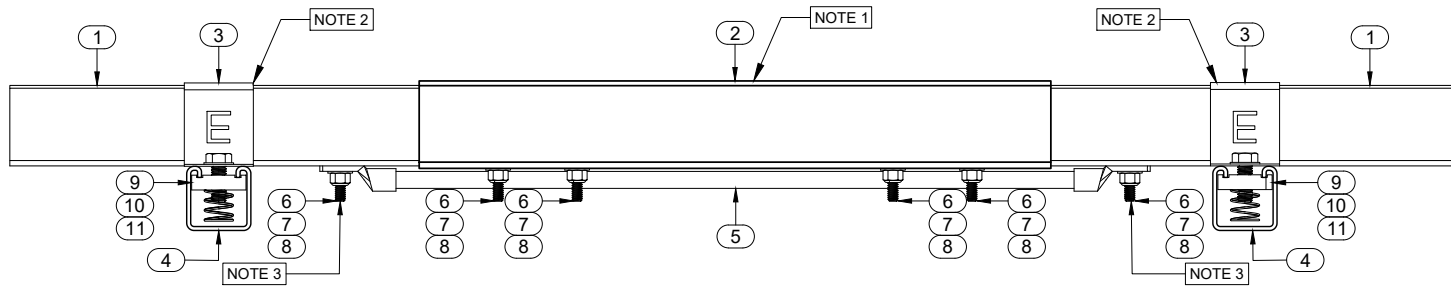
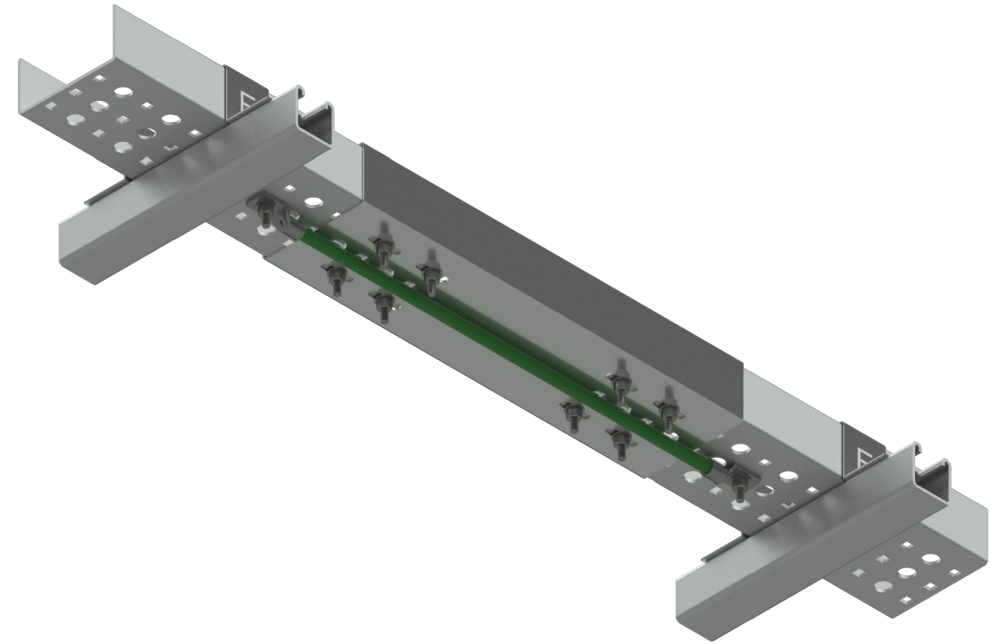
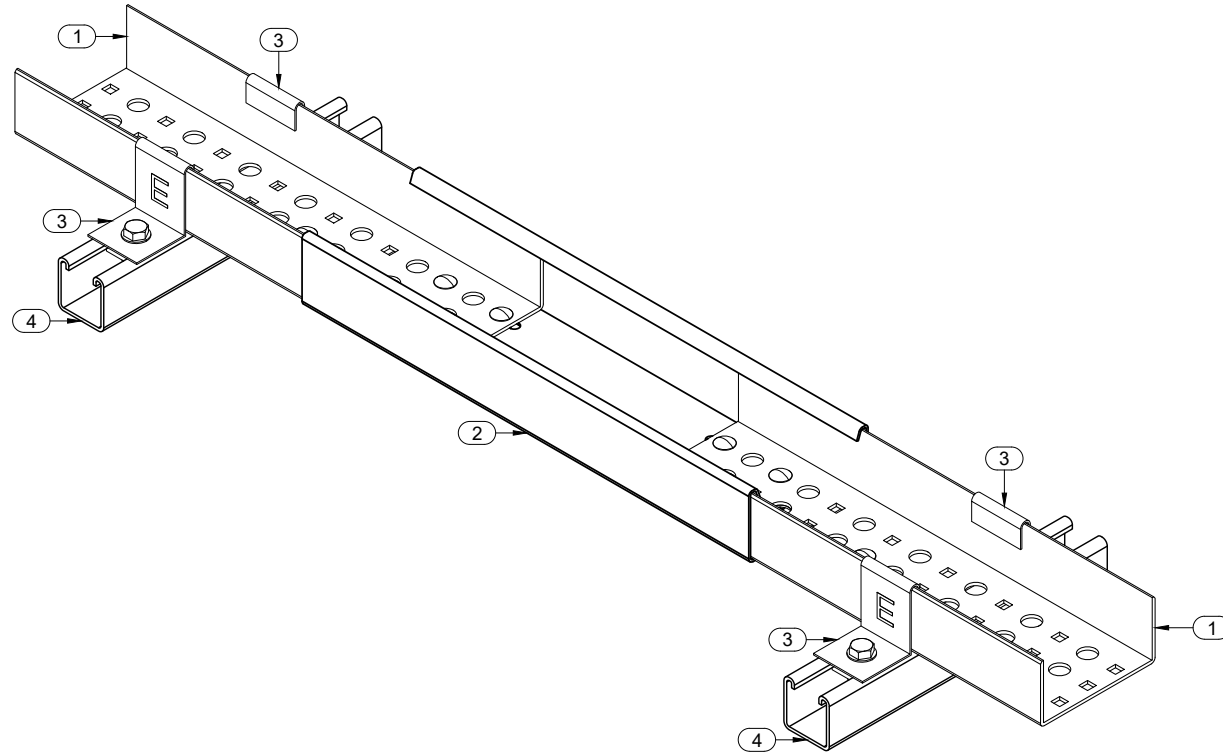


1. USE SNAPTRACK TRAY COVER ONLY IF LESS THAN 3' ABOVE WORKING SURFACE. TRAY SHOULD BE COVERED FOR 3' MINIMUM.
2. SNAPTRACK CABLE CLAMPS TO BE USED TO SECURE CABLES.
3. SNAPTRACK HOLD DOWN CLAMPS (STHC-2-AL) TO BE ATTACHED TO STRUT USING 1/2" SS BOLT, FLAT WASHER AND SPRING/STRUT NUT. ALSO CAN BE BOLTED THROUGH WITH A HEX NUT.

BILL OF MATERIALS

ITEM	QTY	DESCRIPTION	ITEM	QTY	DESCRIPTION
1	AS REQ'D	STC-2-2-AL SNAPTRACK PERFORATED ALUMINUM CHANNEL, 20'L			
2	AS REQ'D	STCV-2-2-AL SNAPTRACK 2" TRACK COVER, 10'L			
3	AS REQ'D	STWC-2-AL SNAPTRACK 2" WIRE CLAMPS, RUBBER COATED W/ PUSHPIN			
4	1	STCOS-2-2-AL SNAPTRACK 2" X 2" CHANNEL CONDUIT OUTLET SPLICE			
5	AS REQ'D	STHC-2-AL SNAPTRACK HOLD DOWN CLAMP			
6	AS REQ'D	CONDUIT HUB, LIQUID TIGHT, WITH NUT AND GASKET, SIZE AS REQ'D			
7	2	1/2" LIQUID TIGHT CONNECTOR, MALE STRAIGHT			
8	AS REQ'D	1/2" LIQUID TIGHT FLEXIBLE CONDUIT			

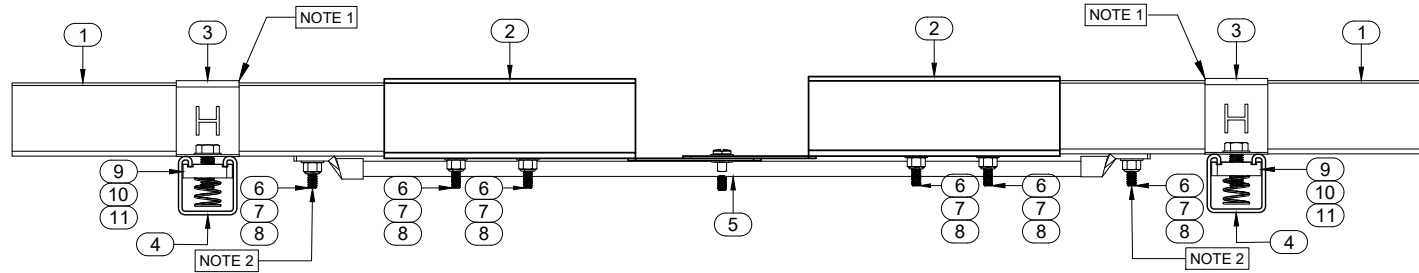
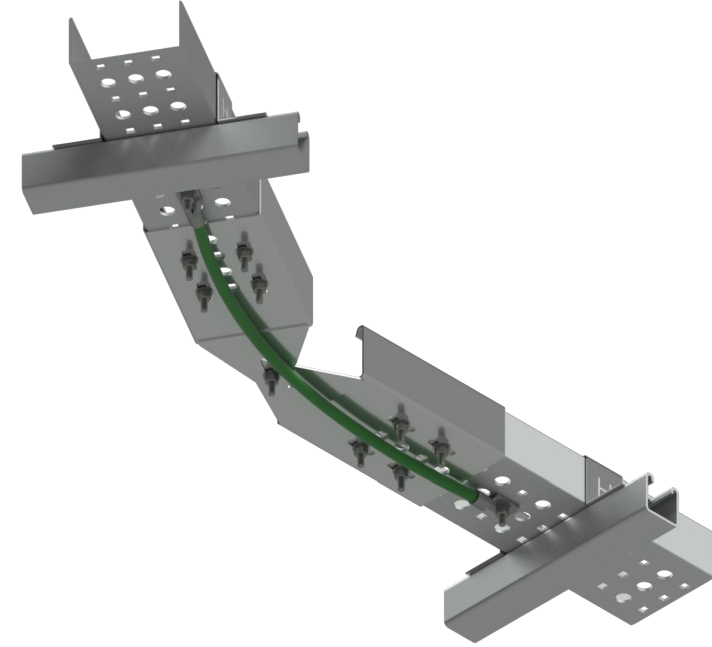
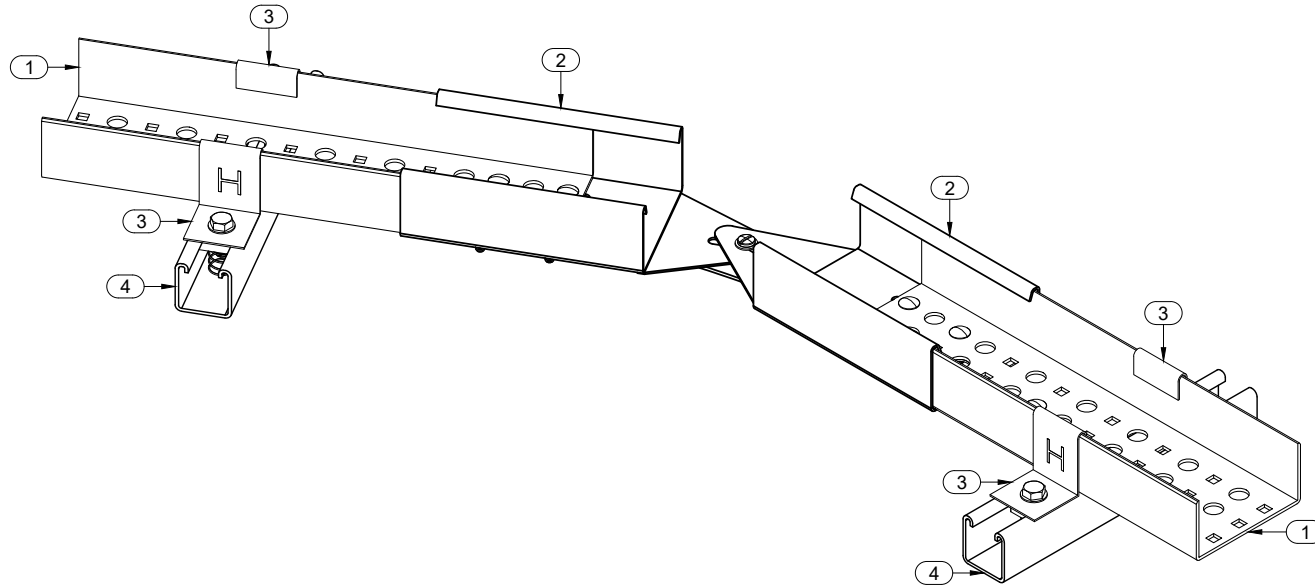




1. SNAPTRACK CHANNEL EXPANSION SPLICE TO USE 1/4" SS CARRIAGE BOLTS, SS FLAT WASHERS AND SS NYLON INSERT LOCK NUTS TO ASSEMBLE. CHANNEL WILL NOT BE RIGIDLY CONNECTED WITH SNAP TRACK PINS. THIS ALLOWS FOR THERMAL EXPANSION OF THE CABLE TRAY.
2. SNAPTRACK EXPANSION CLAMPS (STEG-2-AL) TO BE ATTACHED TO STRUT USING 1/2" SS BOLT, SS FLAT WASHERS AND SS SPRING/STRUT NUT. ALSO CAN BE THROUGH-BOLTED WITH A HEX NUT. AS REQ'D.
3. BONDING JUMPER ATTACHED WITH 1/4" SS CARRIAGE BOLTS, SS FLAT WASHERS AND SS NYLON INSERT LOCK

BILL OF MATERIALS

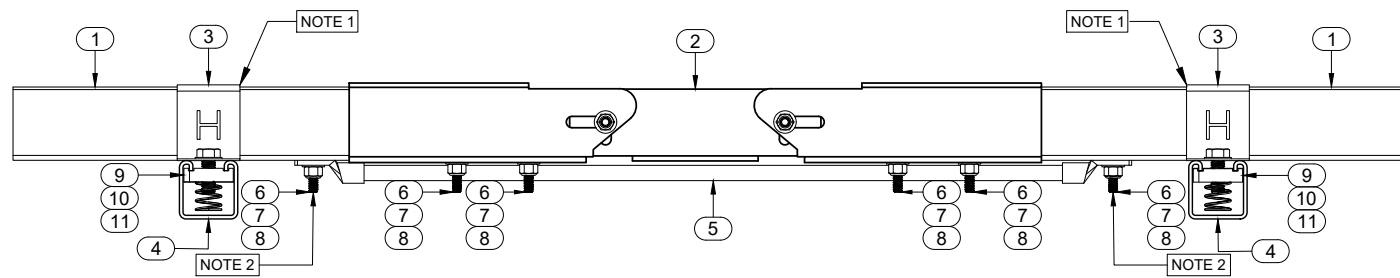
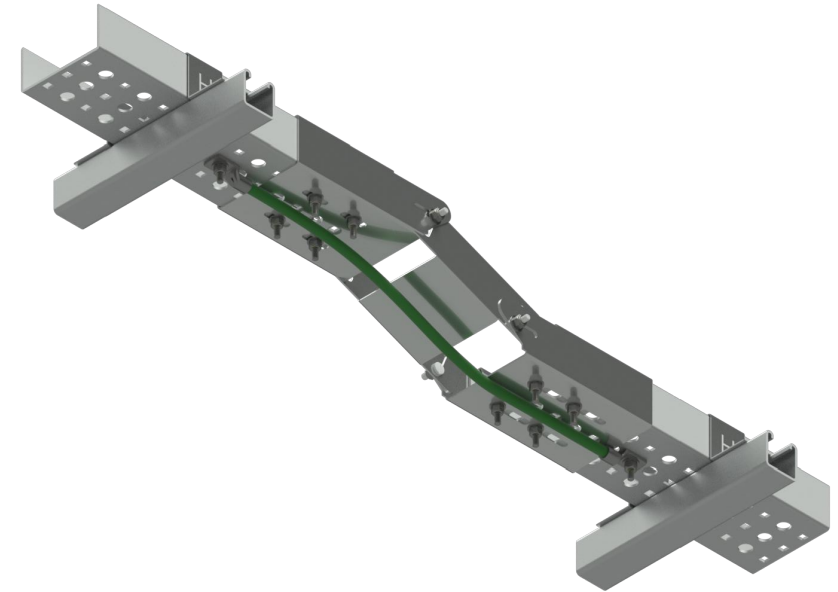
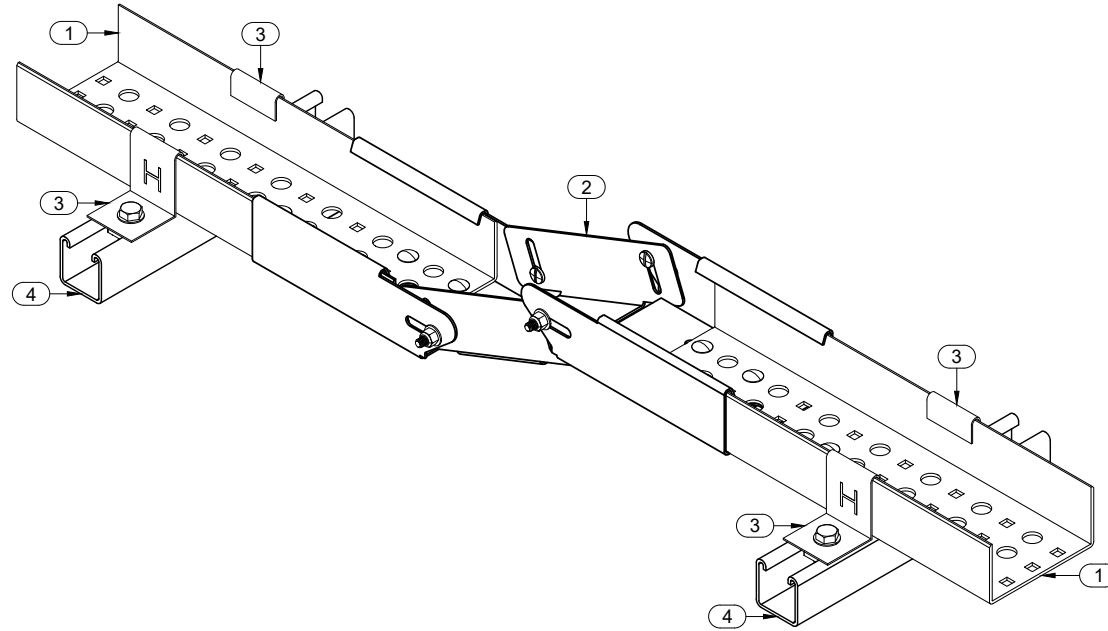
ITEM	QTY	DESCRIPTION	ITEM	QTY	DESCRIPTION
1	AS REQ'D	STC-4-2-AL SNAPTRACK PERFORATED ALUMINUM CHANNEL, 20'L	9	4 (TYP)	1/2" STRUT CHANNEL SPRING NUT, SS
2	1	STCS-4-2-AL SNAPTRACK 4" X 2" CHANNEL SPLICE	10	4 (TYP)	1/2" X 1" HEX HEAD BOLT, SS
3	4	STEG-2-AL SNAPTRACK THERMAL EXPANSION GUIDE	11	4 (TYP)	1/2" STANDARD WASHER, SS
4	AS REQ'D	1-5/8" X 1-5/8" STRUT CHANNEL, MATERIAL AS SPECIFIED			
5	1	ST0203-14-07-36-1 SNAPTRACK BONDING JUMPER, 2/0AWG 100A MAX, 36"L			
6	10 (TYP)	1/4" X 1" CARRIAGE BOLT, SS			
7	10 (TYP)	1/4" X STANDARD WASHER, SS			
8	10 (TYP)	1/4" NYLON INSERT LOCKNUT, SS			



1. SNAPTRACK HOLD DOWN CLAMPS (STHC-2-AL) TO BE ATTACHED TO STRUT USING 1/2" SS BOLT, SS FLAT WASHERS AND SS SPRING/STRUT NUT. ALSO CAN BE THROUGH BOLTED WITH A HEX NUT. AS REQ'D.
2. BONDING JUMPER ATTACHED WITH 1/4" SS CARRIAGE BOLTS, SS FLAT WASHERS AND SS NYLON INSERT LOCK

BILL OF MATERIALS

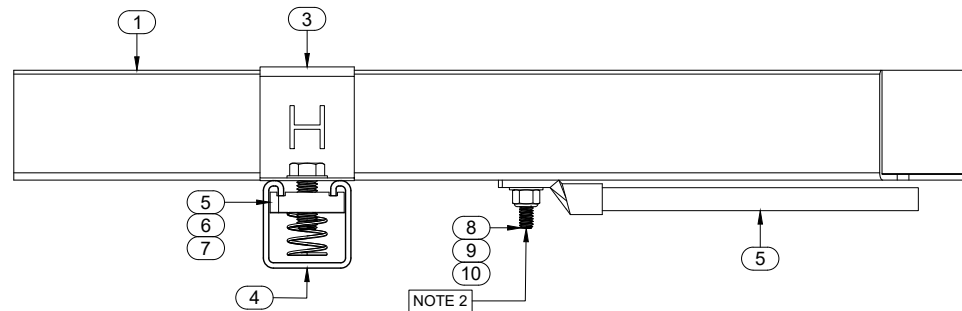
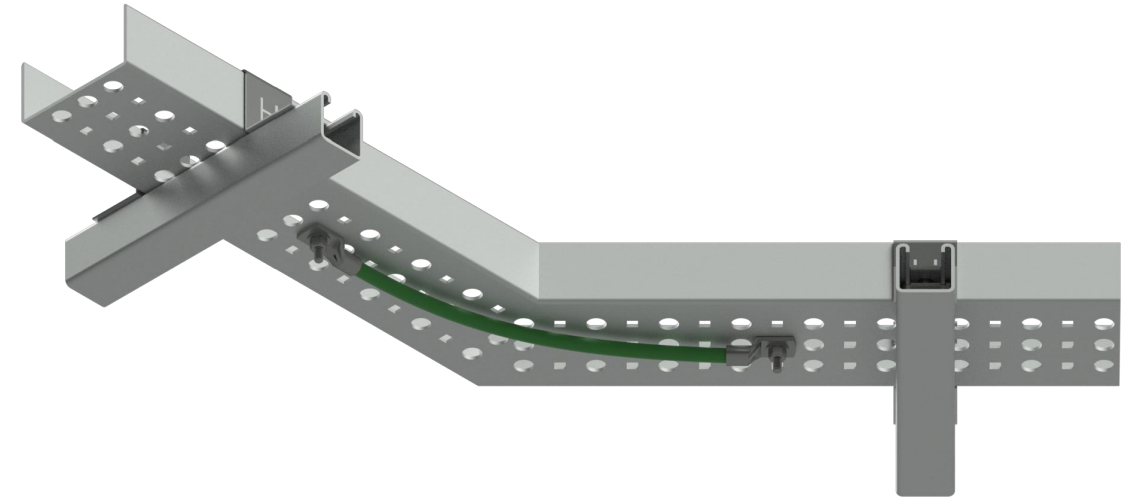
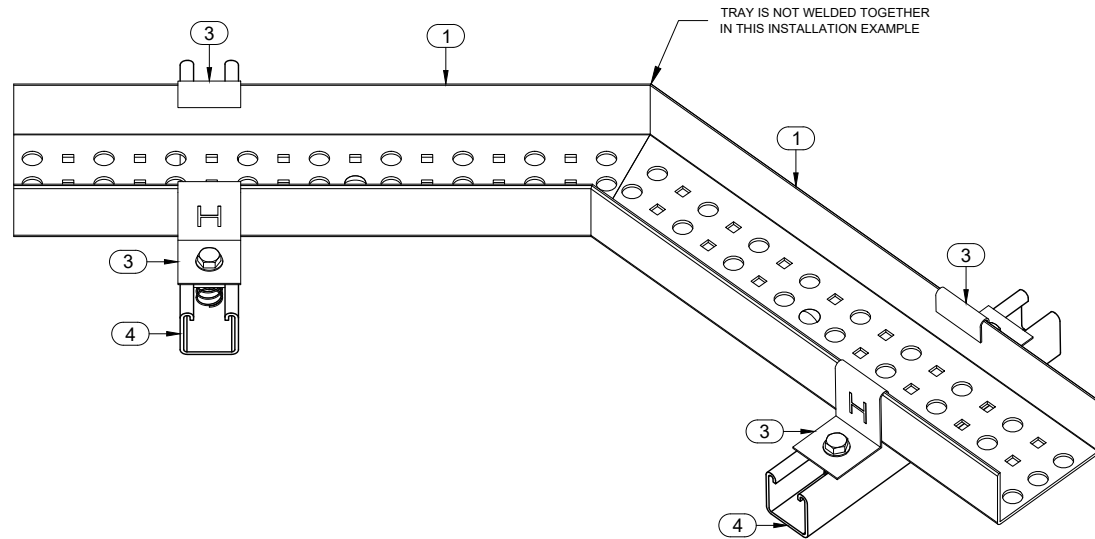
ITEM	QTY	DESCRIPTION	ITEM	QTY	DESCRIPTION
1	AS REQ'D	STC-4-2-AL SNAPTRACK PERFORATED ALUMINUM CHANNEL, 20'L	9	4 (TYP)	1/2" STRUT CHANNEL SPRING NUT, SS
2	1	STAHS-4-2-AL SNAPTRACK 4" X 2" ADJUSTABLE HORIZONTAL SPLICE	10	4 (TYP)	1/2" X 1" HEX HEAD BOLT, SS
3	4	STHC-2-AL SNAPTRACK HOLD DOWN CLAMP	11	4 (TYP)	1/2" STANDARD WASHER, SS
4	AS REQ'D	1-5/8" X 1-5/8" STRUT CHANNEL, MATERIAL AS SPECIFIED			
5	1	ST0203-14-07-36-1 SNAPTRACK BONDING JUMPER, 2/0AWG 100A MAX, 36"L			
6	10 (TYP)	1/4" X 1" CARRIAGE BOLT, SS			
7	10 (TYP)	1/4" X STANDARD WASHER, SS			
8	10 (TYP)	1/4" NYLON INSERT LOCKNUT, SS			



1. SNAPTRACK HOLD DOWN CLAMPS (STHC-2-AL) TO BE ATTACHED TO STRUT USING 1/2" SS BOLT, SS FLAT WASHERS AND SS SPRING/STRUT NUT. ALSO CAN BE THROUGH BOLTED WITH A HEX NUT. AS REQ'D.
2. BONDING JUMPER ATTACHED WITH 1/4" SS CARRIAGE BOLTS, SS FLAT WASHERS AND SS NYLON INSERT LOCK

BILL OF MATERIALS

ITEM	QTY	DESCRIPTION	ITEM	QTY	DESCRIPTION
1	AS REQ'D	STC-4-2-AL SNAPTRACK PERFORATED ALUMINUM CHANNEL, 20'L	9	4 (TYP)	1/2" STRUT CHANNEL SPRING NUT, SS
2	1	STAHS-4-2-AL SNAPTRACK 4" X 2" ADJUSTABLE VERTICAL SPLICE	10	4 (TYP)	1/2" X 1" HEX HEAD BOLT, SS
3	4	STHC-2-AL SNAPTRACK HOLD DOWN CLAMP	11	4 (TYP)	1/2" STANDARD WASHER, SS
4	AS REQ'D	1-5/8" X 1-5/8" STRUT CHANNEL, MATERIAL AS SPECIFIED			
5	1	ST0203-14-07-36-1 SNAPTRACK BONDING JUMPER, 2/0AWG 100A MAX, 36"L			
6	10 (TYP)	1/4" X 1" CARRIAGE BOLT, SS			
7	10 (TYP)	1/4" X STANDARD WASHER, SS			
8	10 (TYP)	1/4" NYLON INSERT LOCKNUT, SS			

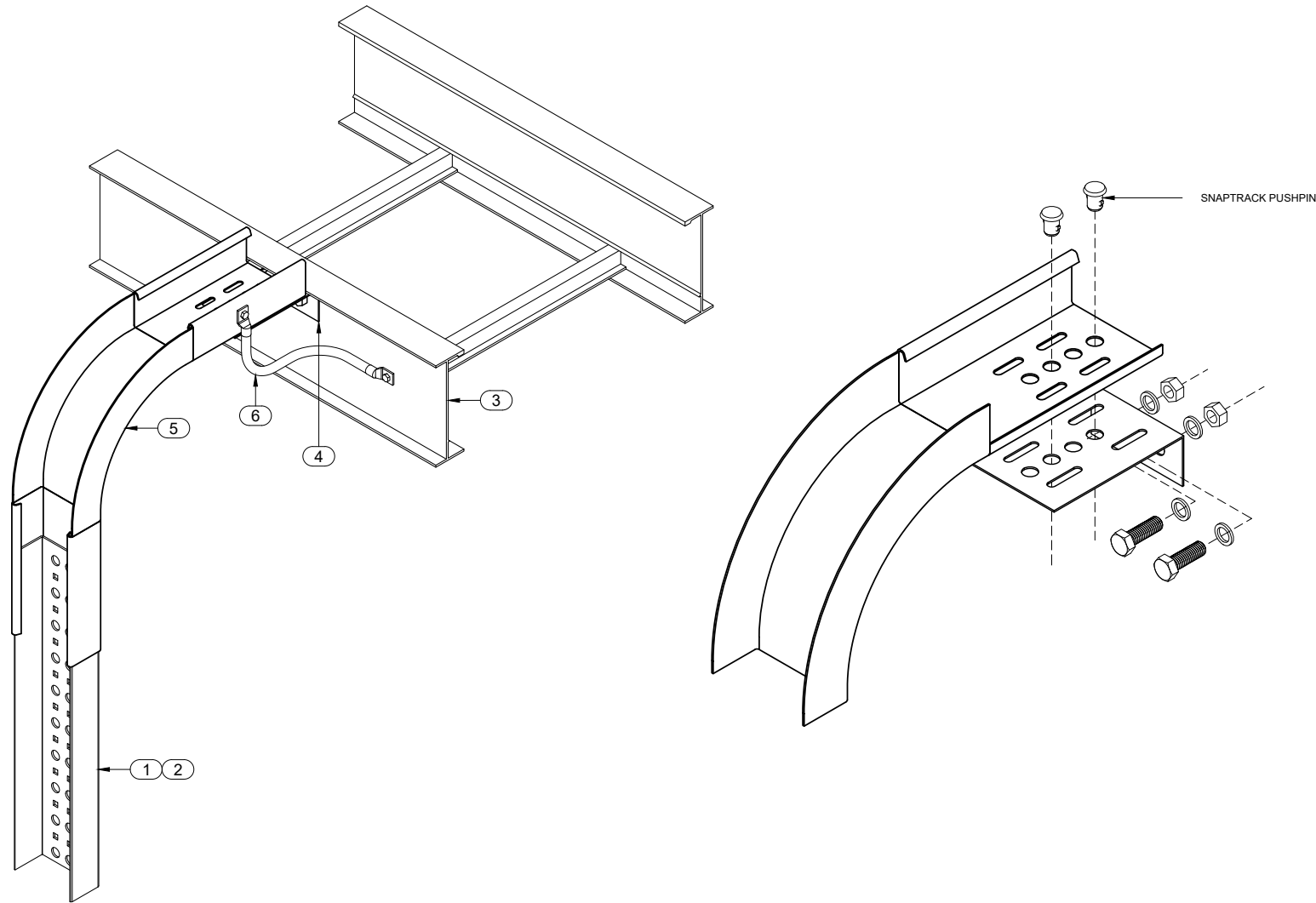


1. SNAPTRACK HOLD DOWN CLAMPS (STHC-2-AL) TO BE ATTACHED TO STRUT USING 1/2" SS BOLT, SS FLAT WASHERS AND SS SPRING/STRUT NUT. ALSO CAN BE THROUGH BOLTED WITH A HEX NUT. AS REQ'D.
2. BONDING JUMPER ATTACHED WITH 1/4" SS CARRIAGE BOLTS, SS FLAT WASHERS AND SS NYLON INSERT LOCK

BILL OF MATERIALS

ITEM	QTY	DESCRIPTION	ITEM	QTY	DESCRIPTION
1	AS REQ'D	STC-4-2-AL SNAPTRACK PERFORATED ALUMINUM CHANNEL, 20'L	9	2 (TYP)	1/4" X STANDARD WASHER, SS
2	4	STHC-2-AL SNAPTRACK HOLD DOWN CLAMP	10	2 (TYP)	1/4" NYLON INSERT LOCKNUT, SS
3	AS REQ'D	1-5/8" X 1-5/8" STRUT CHANNEL, MATERIAL AS SPECIFIED			
4	1	ST0203-14-07-36-1 SNAPTRACK BONDING JUMPER, 2/0AWG 100A MAX, 36"L			
5	4 (TYP)	1/2" STRUT CHANNEL SPRING NUT, SS			
6	4 (TYP)	1/2" X 1" HEX HEAD BOLT, SS			
7	4 (TYP)	1/2" STANDARD WASHER, SS			
8	2 (TYP)	1/4" X 1" CARRIAGE BOLT, SS			



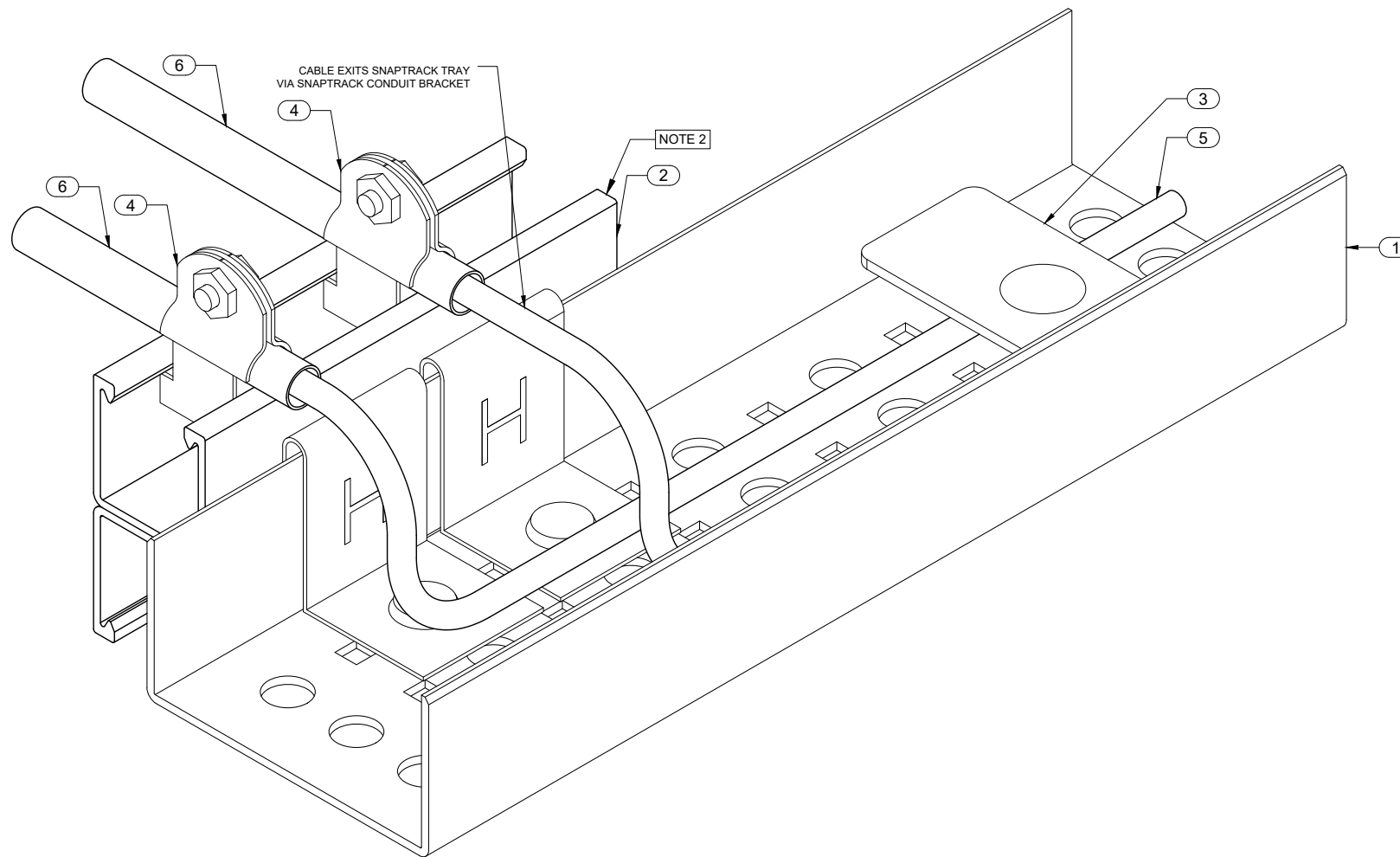


1. USE SNAPTRACK TRAY COVER ONLY IF LESS THAN 3' ABOVE WORKING SURFACE. TRAY SHOULD BE COVERED FOR 3' MINIMUM.
2. SNAPTRACK CABLE CLAMPS TO BE USED TO SECURE CABLES.
3. SNAPTRACK LADDER TRAY TRANSITION TO BE INSTALLED TO SIDE OF THE LADDER TRAY BY USING BOLTS AND NUTS. SNAPTRACK FITTING TO BE ATTACHED USING SNAPTRACK PINS.

BILL OF MATERIALS

ITEM	QTY	DESCRIPTION	ITEM	QTY	DESCRIPTION
1	AS REQ'D	STC-4-2-AL SNAPTRACK PERFORATED ALUMINUM CHANNEL, 20'L			
2	AS REQ'D	STCV-4-2-AL SNAPTRACK 4" TRACK COVER, 10'L			
3	AS REQ'D	LADDER STYLE TRAY, SIZE AND MFG. SPECIFIED BY CUSTOMER			
4	1	STLTT-4-AL SNAPTRACK LADDER TRAY TRANSITION			
5	1	STVO-4-2-AL SNAPTRACK VERTICAL OUTSIDE 4" X 2" X 6"R			
6	1	STO203-14-07-36-1 SNAPTRACK BONDING JUMPER, 2/0AWG 100A MAX, 36"L			



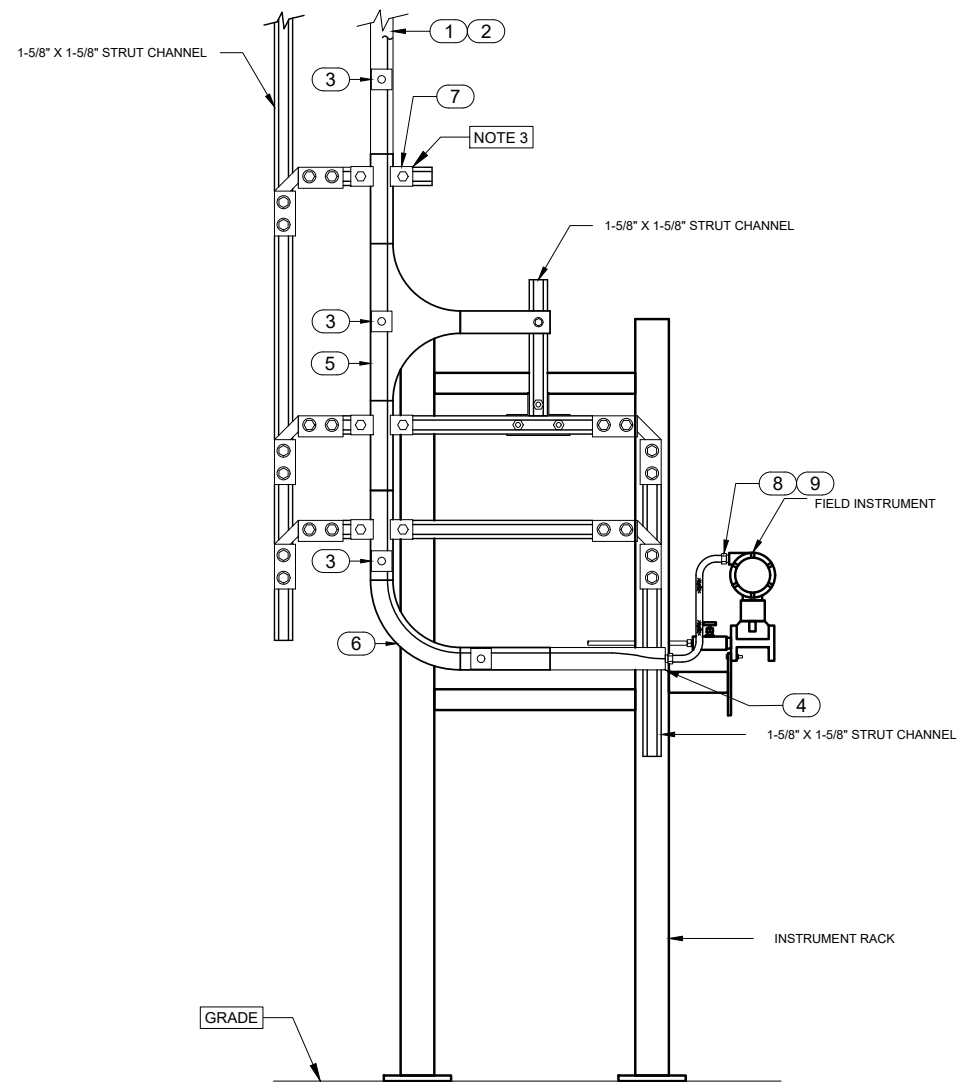


1. SNAPTRACK CONDUIT BRACKET ATTACHES TO THE CABLE TRAY BY TWO SNAPTRACK PINS. PART NO# STSLP-9-23-AL. (X2 REQUIRED)
2. SNAPTRACK EXITS THE TRAY VIA RIGID CONDUIT. CONDUIT ATTACHED TO THE TRAY WITH SNAPTRACK CONDUIT BRACKET. PART NO# STCB-AL.
3. RIGID CONDUIT USED TO MAKE FINAL CONNECTION TO FIELD DEVICE.

BILL OF MATERIALS

ITEM	QTY	DESCRIPTION	ITEM	QTY	DESCRIPTION
1	AS REQ'D	STC-4-2-AL SNAPTRACK PERFORATED ALUMINUM CHANNEL, 20"L			
2	AS REQ'D	STCB-AL SNAPTRACK CONDUIT BRACKET			
3	AS REQ'D	STWC-4-AL SNAPTRACK 4" WIRE CLAMPS, RUBBER COATED W/ PUSHPIN			
4	2	CC50SS TECHLINE STRUT MOUNT CONDUIT CLAMP			
5	AS REQ'D	COMMUNICATION CABLE			
6	AS REQ'D	1/2" RIGID CONDUIT, CONDUIT SUPPLIED BY CONTRACTOR			





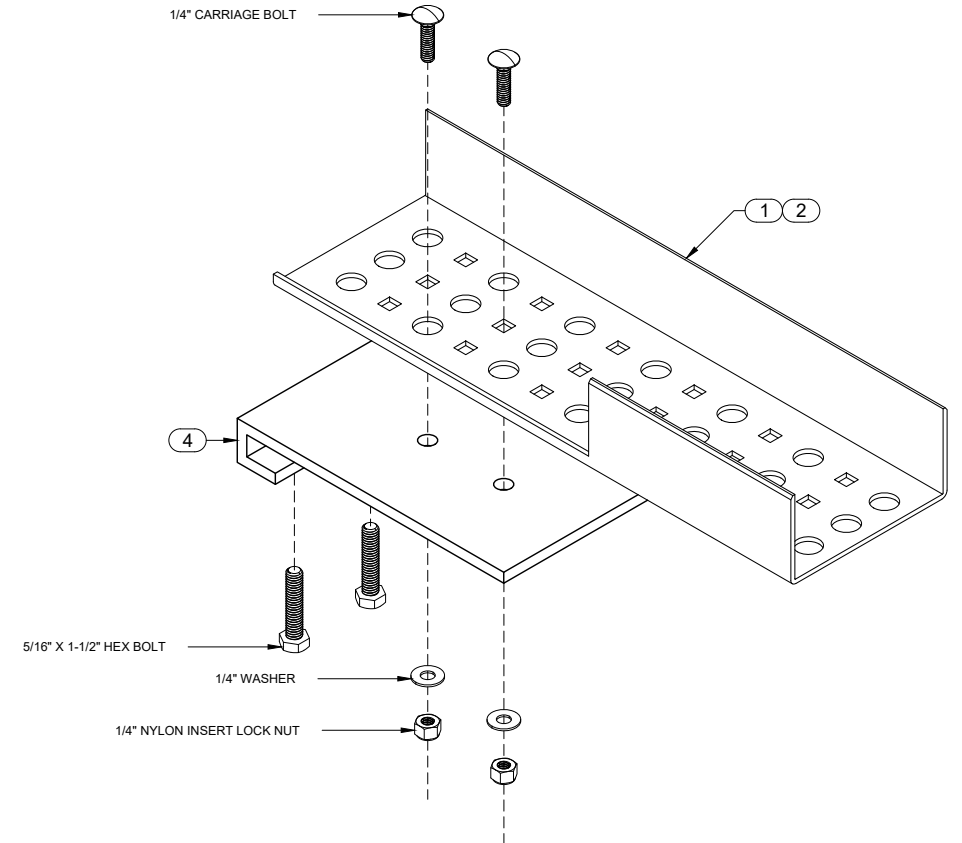
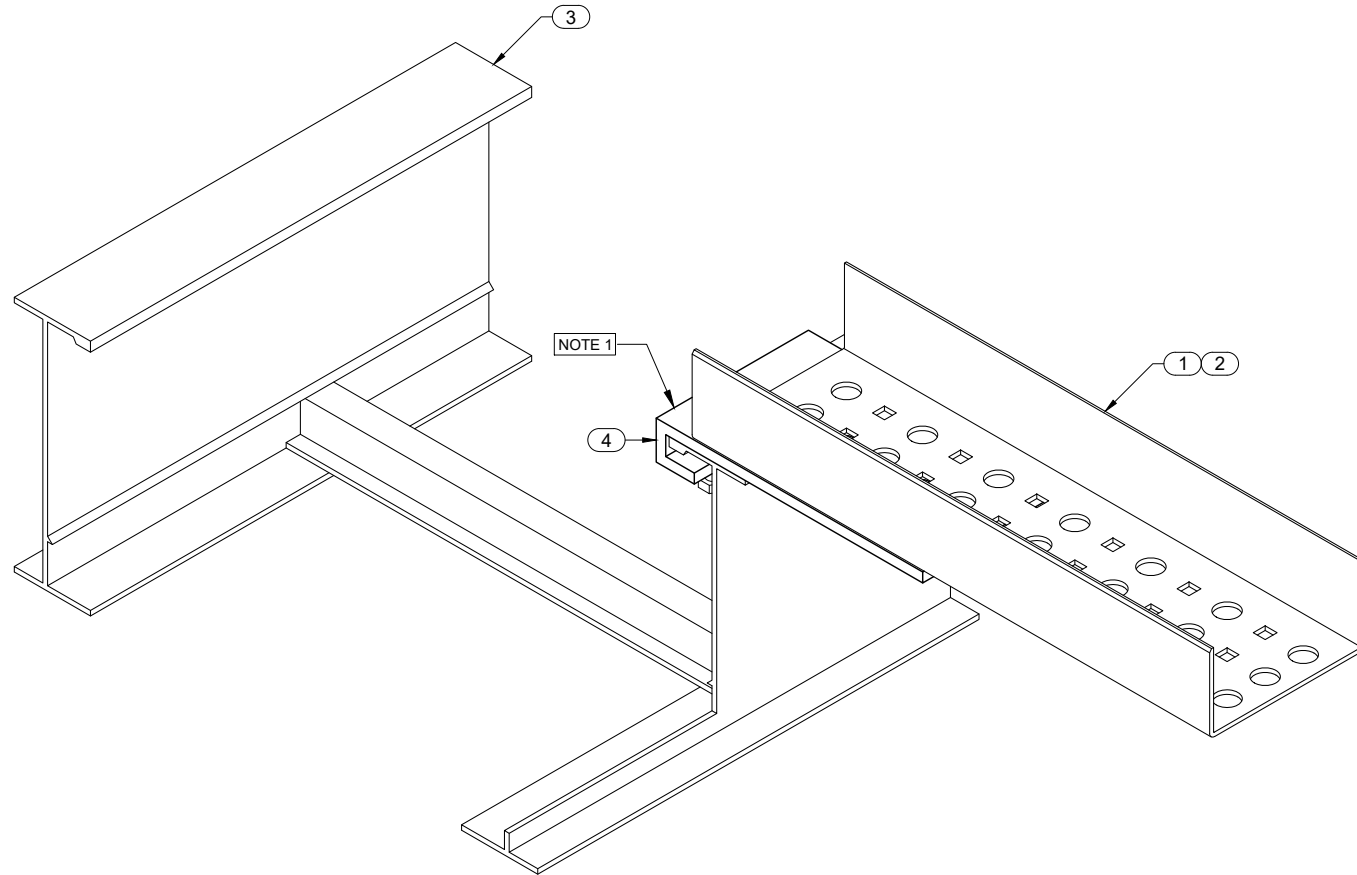
1. USE SNAPTRACK TRAY COVER ONLY IF LESS THAN 3' ABOVE WORKING SURFACE. TRAY SHOULD BE COVERED FOR 3' MINIMUM.
2. SNAPTRACK CABLE CLAMPS TO BE USED TO SECURE CABLES.
3. SNAPTRACK HOLD DOWN CLAMPS (STHC-2-AL) TO BE ATTACHED TO STRUT USING 1/2" SS BOLT, FLAT WASHER AND SPRING/STRUT NUT. ALSO CAN BE BOLTED THROUGH WITH A HEX NUT.

BILL OF MATERIALS

ITEM	QTY	DESCRIPTION	ITEM	QTY	DESCRIPTION
1	AS REQ'D	STC-2-2-AL SNAPTRACK PERFORATED ALUMINUM CHANNEL, 20'L	9	AS REQ'D	1/2" LIQUID TIGHT FLEXIBLE CONDUIT
2	AS REQ'D	STCV-2-2-AL SNAPTRACK 2" TRACK COVER, 10'L			
3	AS REQ'D	STWC-2-AL SNAPTRACK 2" WIRE CLAMPS, RUBBER COATED W/ PUSHPIN			
4	2	STBE-2-2-AL SNAPTRACK 2" X 2" BLIND END PLATE			
5	1	STCT-2-2-AL-6R SNAPTRACK TEE, 2" X 2" X 6"R			
6	1	STHE-2-2-AL-6R SNAPTRACK HORIZONTAL ELBOW, 2" X 2" X 6"R			
7	AS REQ'D	STHC-2-AL SNAPTRACK HOLD DOWN CLAMP			
8	2	1/2" LIQUID TIGHT CONNECTOR, MALE STRAIGHT			

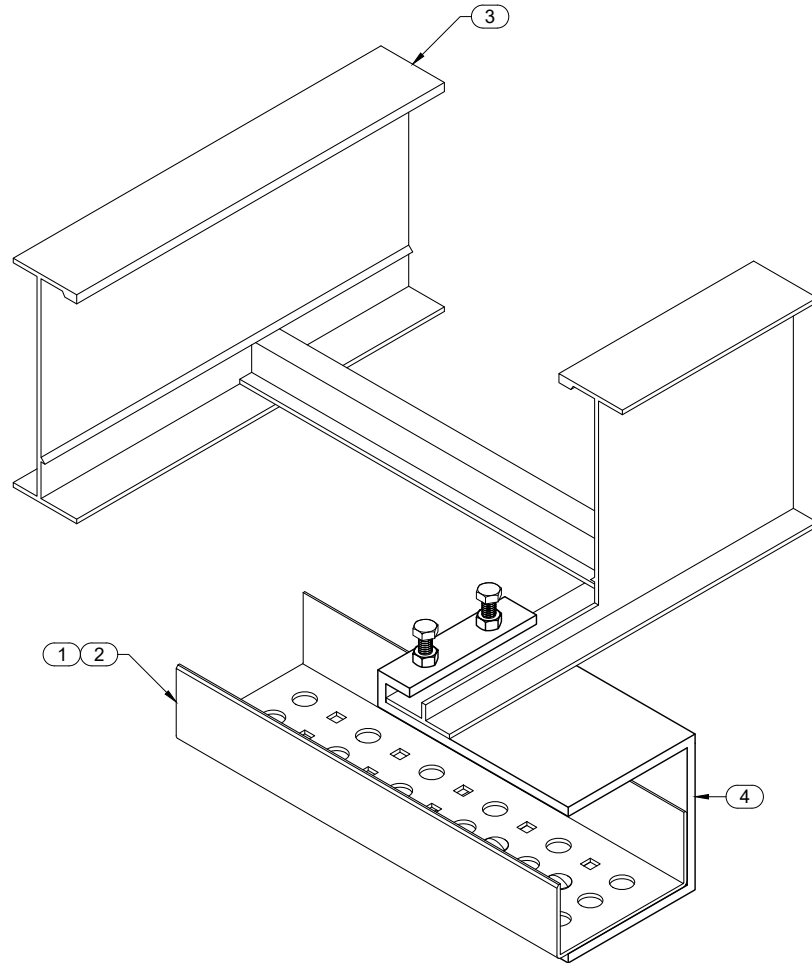


1. 5/16" X 1-1/2" HEX BOLTS USED TO SECURE THE BRACKET TO THE TOP FLANGE OF THE LADDER TRAY. 1/4" X 1" CARRIAGE BOLTS USED TO ATTACH CABLE TRAY TO THE BRACKET.

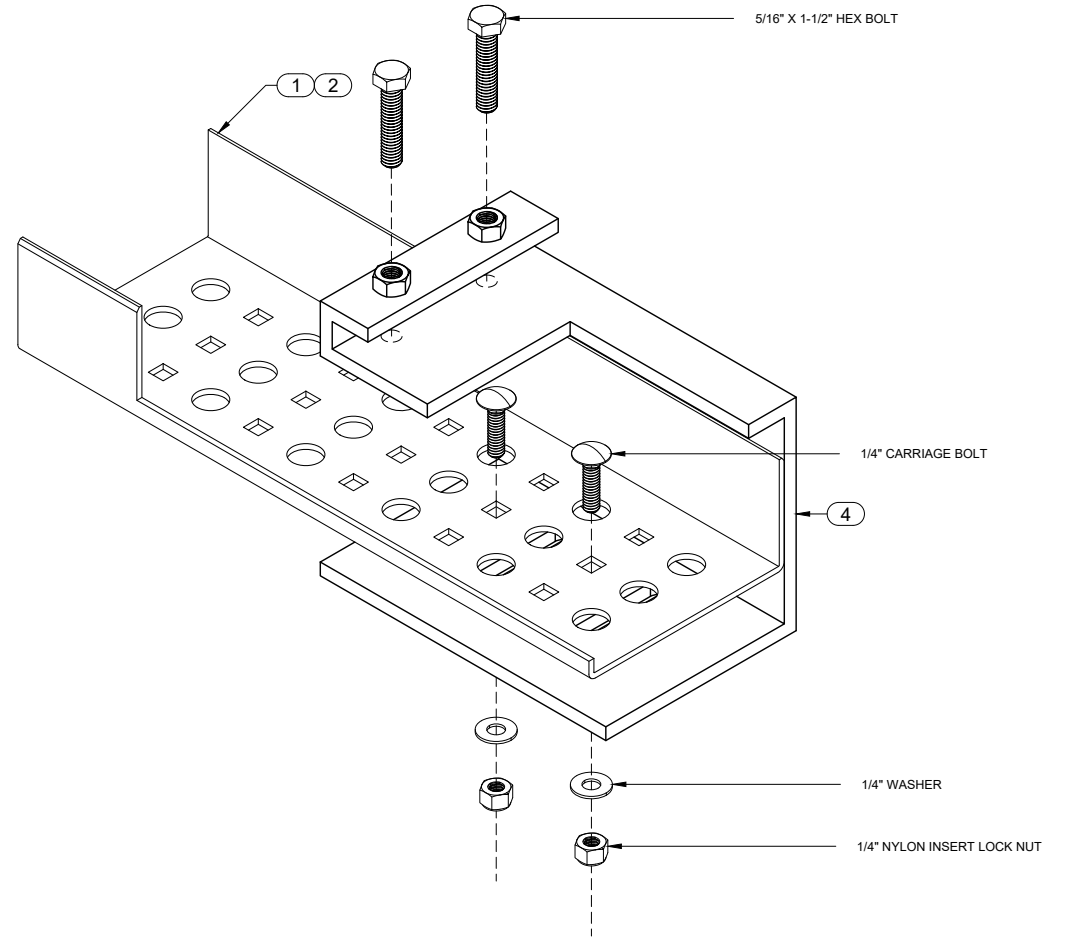


BILL OF MATERIALS

ITEM	QTY	DESCRIPTION	ITEM	QTY	DESCRIPTION
1	AS REQ'D	STC-4-2-AL SNAPTRACK PERFORATED ALUMINUM CHANNEL, 20'L			
2	AS REQ'D	STCV-4-2-AL SNAPTRACK 4" TRACK COVER, 10'L			
3	AS REQ'D	LADDER STYLE TRAY, SIZE AND MFG. SPECIFIED BY CUSTOMER			
4	1	STOLTT-AL SNAPTRACK OVER TOP OF LADDER TRAY ADAPTER			



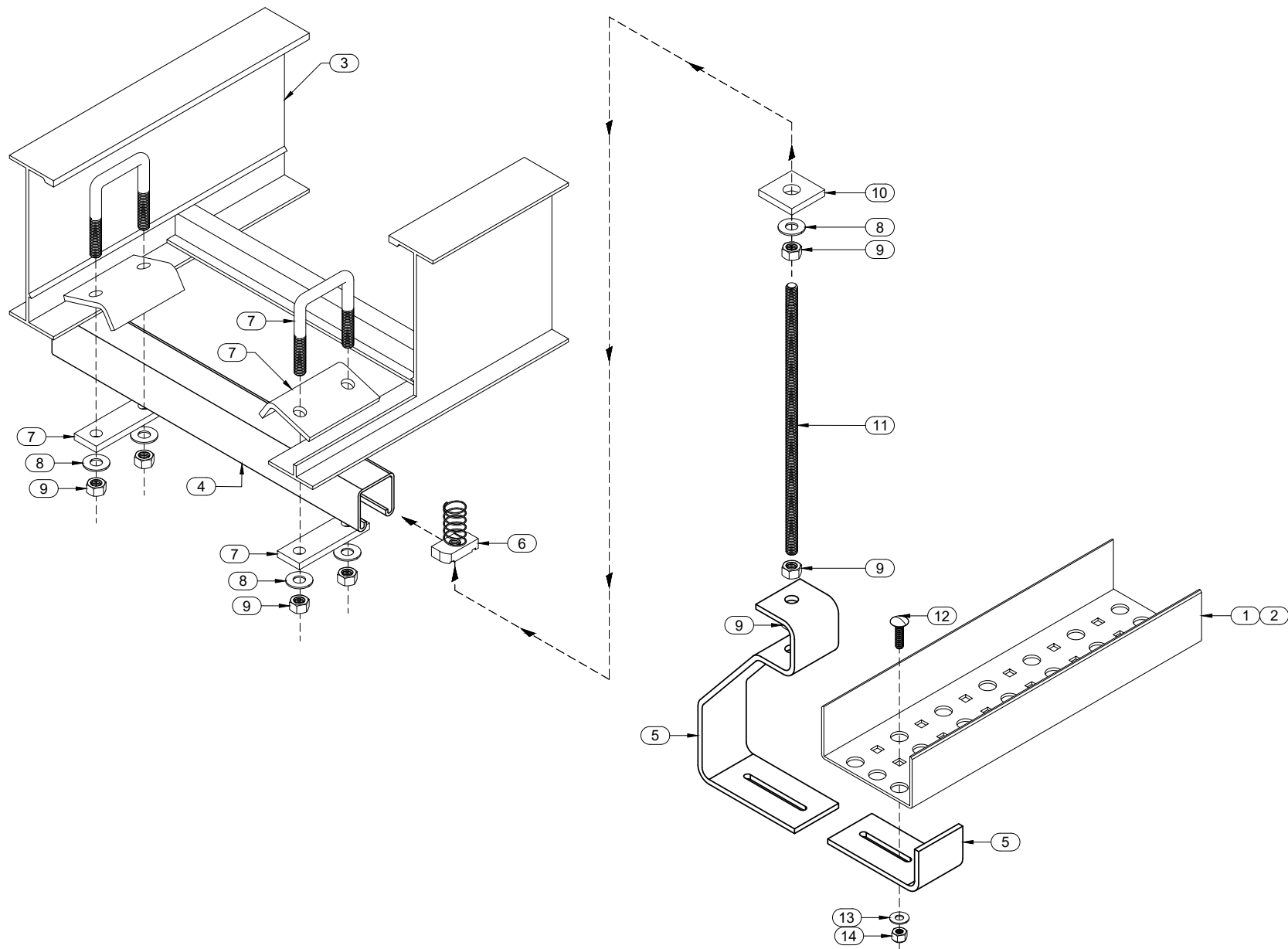
1. 5/16" X 1-1/2" HEX BOLTS USED TO SECURE THE BRACKET TO THE TOP FLANGE OF THE LADDER TRAY. 1/4" X 1" CARRIAGE BOLTS USED TO ATTACH CABLE TRAY TO THE BRACKET.



BILL OF MATERIALS

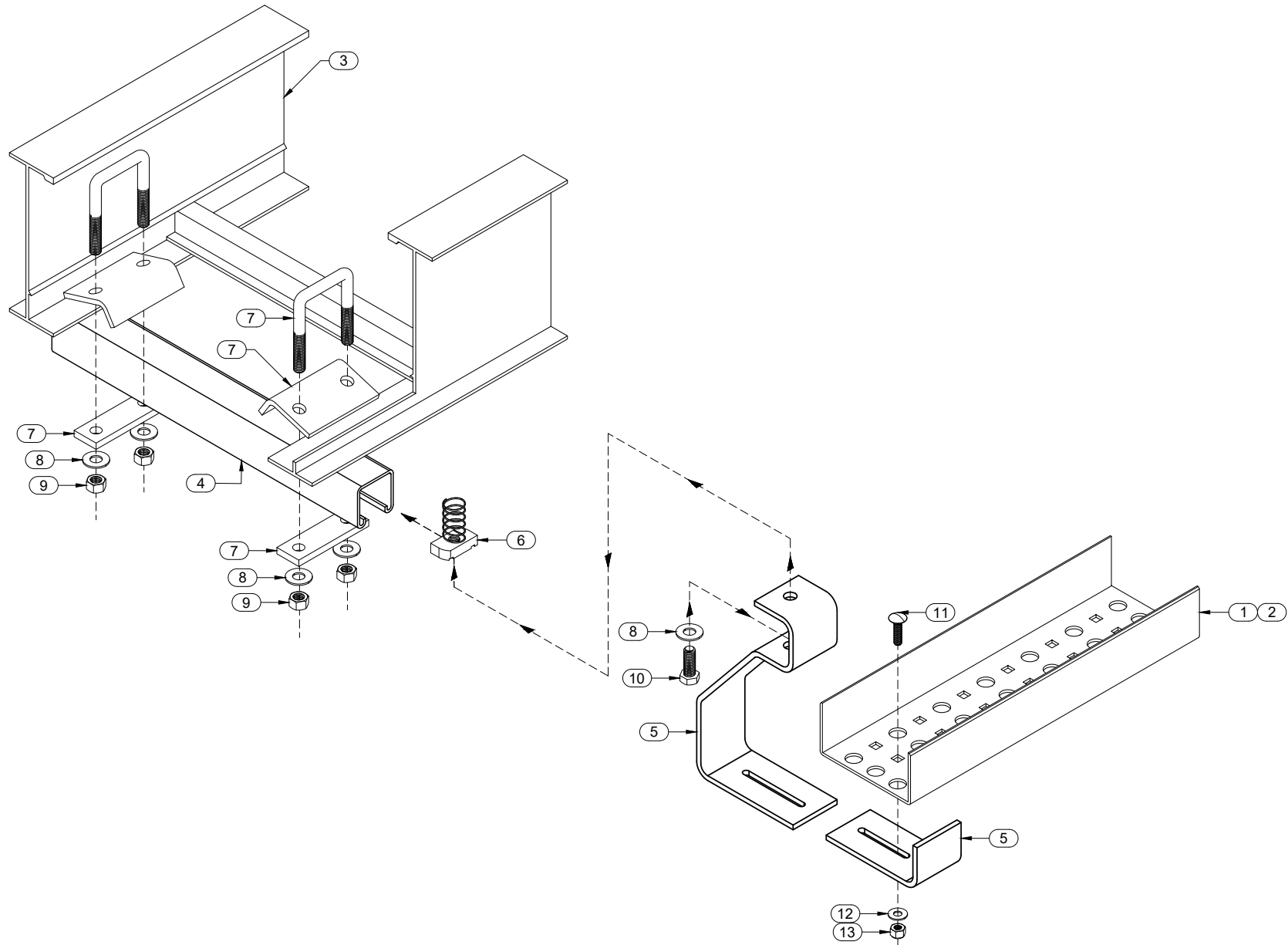
ITEM	QTY	DESCRIPTION	ITEM	QTY	DESCRIPTION
1	AS REQ'D	STC-4-2-AL SNAPTRACK PERFORATED ALUMINUM CHANNEL, 20'L			
2	AS REQ'D	STCV-4-2-AL SNAPTRACK 4" TRACK COVER, 10'L			
3	AS REQ'D	LADDER STYLE TRAY, SIZE AND MFG. SPECIFIED BY CUSTOMER			
4	1	STULTTBKT-AL SNAPTRACK UNDER LADDER TRAY ADAPTER			





BILL OF MATERIALS

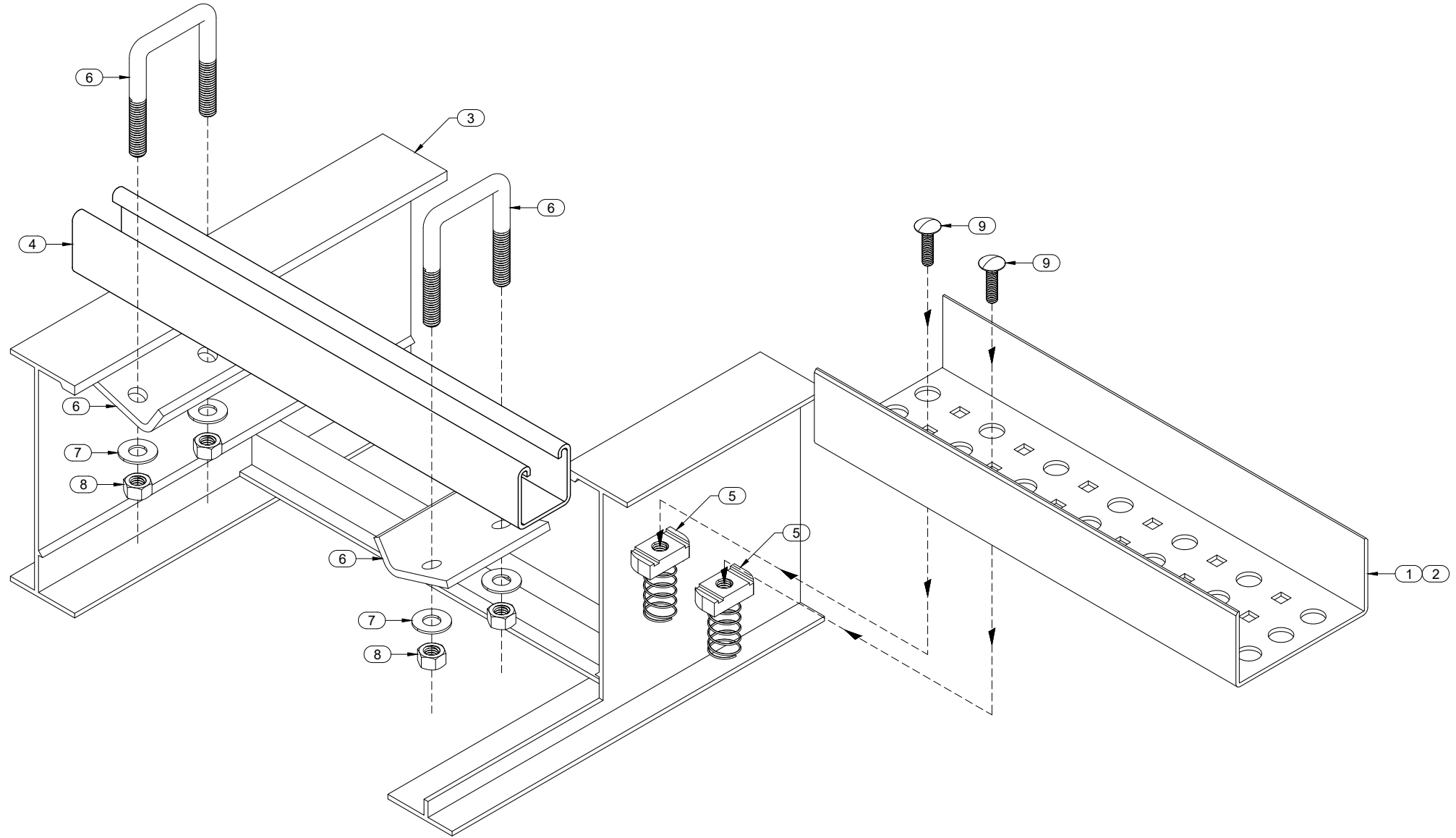
ITEM	QTY	DESCRIPTION	ITEM	QTY	DESCRIPTION
1	AS REQ'D	STC-4-2-AL SNAPTRACK PERFORATED ALUMINUM CHANNEL, 20'L	9	7	SS37HN 3/8" HEX NUT, SS
2	AS REQ'D	STCV-4-2-AL SNAPTRACK 4" TRACK COVER, 10'L	10	1	SW38SS 3/8" SQUARE FLAT WASHER, SS
3	AS REQ'D	LADDER STYLE TRAY, SIZE AND MFG. SPECIFIED BY CUSTOMER	11	1	STATR-375-XX 3/8" X 12" & 3/8" X 18" ALL THREAD ROD, SS
4	AS REQ'D	1-5/8" X 1-5/8" STRUT CHANNEL, MATERIAL AS SPECIFIED	12	1	1/4" X 1" CARRIAGE BOLT, SS
5	1	STHB-4-6-AL-XX SNAPTRACK SINGLE HANGER BRACKET	13	1	1/4" FLAT WASHER, SS
6	1	SN38SS 3/8" SPRING NUT, SS	14	1	1/4" NYLON INSERT LOCK NUT, SS
7	2	WC158SS 1-5/8" WINDOW TYPE BEAM CLAMP WITH SQUARE U-BOLT & NUTS			
8	5	SS37FW 3/8" WASHER, SS			



BILL OF MATERIALS

ITEM	QTY	DESCRIPTION	ITEM	QTY	DESCRIPTION
1	AS REQ'D	STC-4-2-AL SNAPTRACK PERFORATED ALUMINUM CHANNEL, 20'L	9	4	SS37HN 3/8" HEX NUT, SS
2	AS REQ'D	STCV-4-2-AL SNAPTRACK 4" TRACK COVER, 10'L	10	1	SS38HB1.00 3/8" X 1" HEX BOLT, SS
3	AS REQ'D	LADDER STYLE TRAY, SIZE AND MFG. SPECIFIED BY CUSTOMER	11	1	1/4" X 1" CARRIAGE BOLT, SS
4	AS REQ'D	1-5/8" X 1-5/8" STRUT CHANNEL, MATERIAL AS SPECIFIED	12	1	1/4" FLAT WASHER, SS
5	1	STHB-4-6-AL-XX SNAPTRACK SINGLE HANGER BRACKET	13	1	1/4" NYLON INSERT LOCK NUT, SS
6	1	SN38SS 3/8" SPRING NUT, SS			
7	2	WC158SS 1-5/8" WINDOW TYPE BEAM CLAMP WITH SQUARE U-BOLT & NUTS			
8	4	SS37FW 3/8" WASHER, SS			

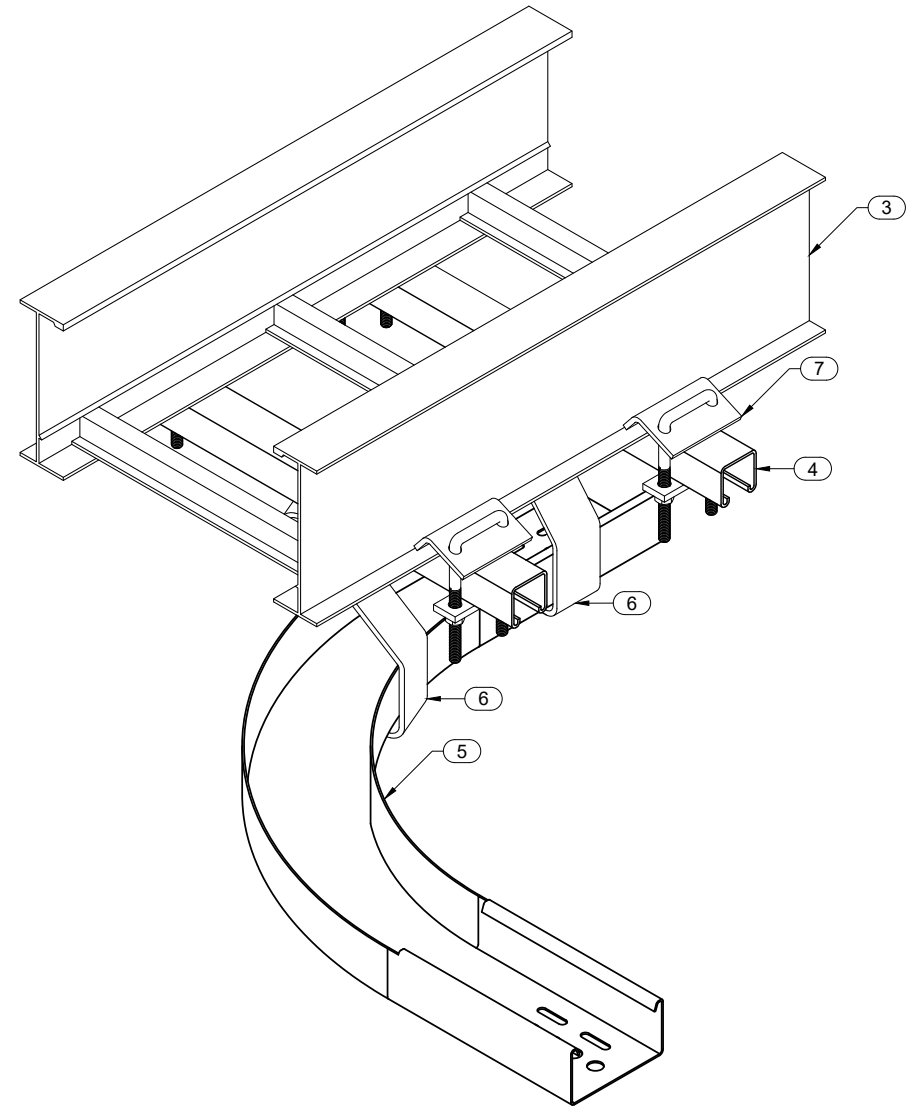
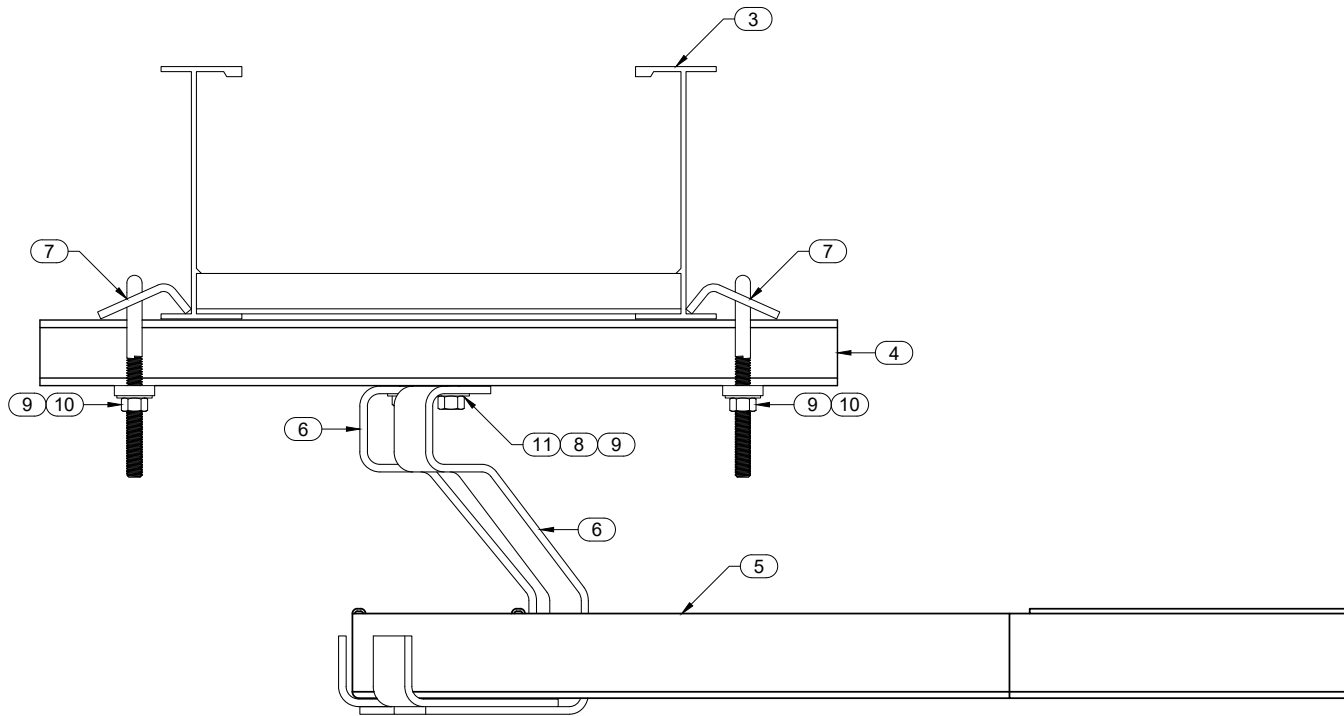




BILL OF MATERIALS

ITEM	QTY	DESCRIPTION	ITEM	QTY	DESCRIPTION
1	AS REQ'D	STC-4-2-AL SNAPTRACK PERFORATED ALUMINUM CHANNEL, 20'L	9	2	1/4" X 1" CARRIAGE BOLT, SS
2	AS REQ'D	STCV-4-2-AL SNAPTRACK 4" TRACK COVER, 10'L			
3	AS REQ'D	LADDER STYLE TRAY, SIZE AND MFG. SPECIFIED BY CUSTOMER			
4	AS REQ'D	1-5/8" X 1-5/8" STRUT CHANNEL, MATERIAL AS SPECIFIED			
5	2	SN25SS 1/4" SPRING NUT, SS			
6	2	WC158SS 1-5/8" WINDOW TYPE BEAM CLAMP WITH SQUARE U-BOLT & NUTS			
7	4	SS37FW 3/8" WASHER, SS			
8	4	SS37HN 3/8" HEX NUT, SS			

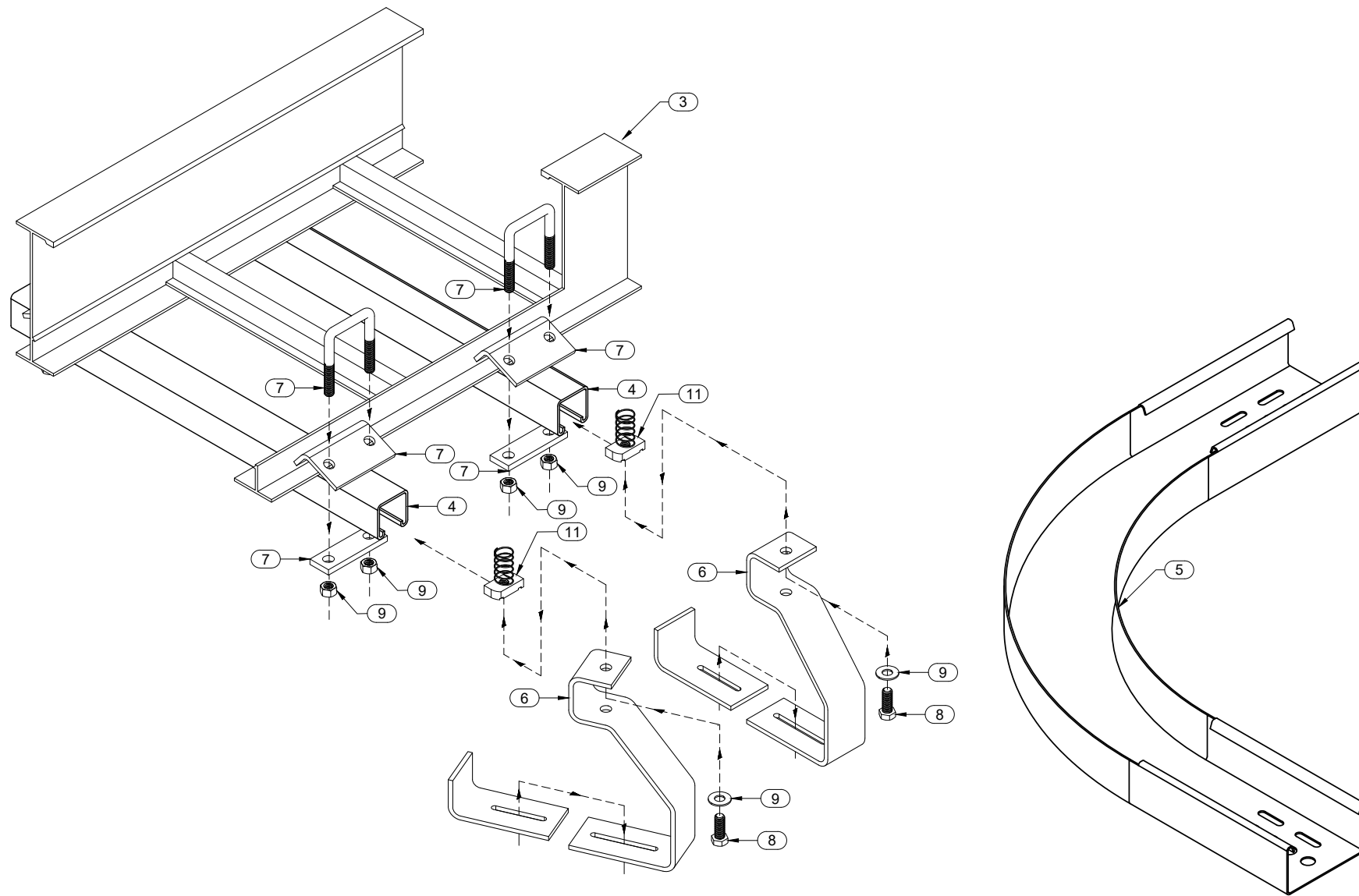




BILL OF MATERIALS

ITEM	QTY	DESCRIPTION	ITEM	QTY	DESCRIPTION
1	AS REQ'D	STC-4-2-AL SNAPTRACK PERFORATED ALUMINUM CHANNEL, 20'L	9	10	SS37FW 3/8" WASHER, SS
2	AS REQ'D	STCV-4-2-AL SNAPTRACK 4" TRACK COVER, 10'L	10	4	SS37HN 3/8" HEX NUT, SS
3	AS REQ'D	LADDER STYLE TRAY, SIZE AND MFG. SPECIFIED BY CUSTOMER	11	2	SN38SS 3/8" SPRING NUT, SS
4	AS REQ'D	1-5/8" X 1-5/8" STRUT CHANNEL, MATERIAL AS SPECIFIED			
5	1	STHE-4-2-AL-6R SNAPTRACK HORIZONTAL ELBOW 4" X 2" X 6"R			
6	2	STHB-4-6-AL-XX SNAPTRACK SINGLE HANGER BRACKET			
7	4	WC158SS 1-5/8" WINDOW TYPE BEAM CLAMP WITH SQUARE U-BOLT & NUTS			
8	2	SS38HB1.00 3/8" X 1" HEX BOLT, SS			

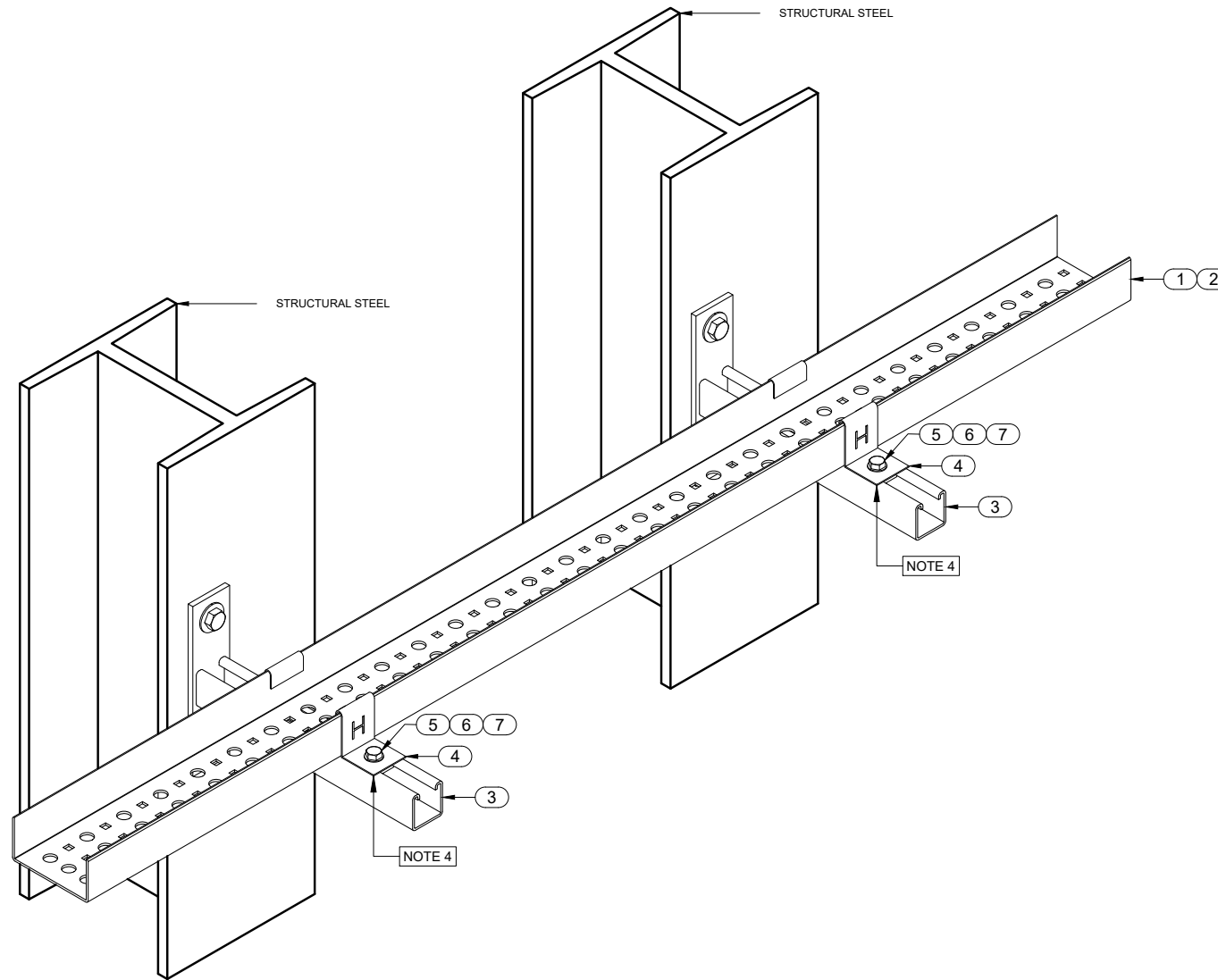




BILL OF MATERIALS

ITEM	QTY	DESCRIPTION	ITEM	QTY	DESCRIPTION
1	AS REQ'D	STC-4-2-AL SNAPTRACK PERFORATED ALUMINUM CHANNEL, 20"L	9	10	SS37FW 3/8" WASHER, SS
2	AS REQ'D	STCV-4-2-AL SNAPTRACK 4" TRACK COVER, 10'L	10	4	SS37HN 3/8" HEX NUT, SS
3	AS REQ'D	LADDER STYLE TRAY, SIZE AND MFG. SPECIFIED BY CUSTOMER	11	2	SN38SS 3/8" SPRING NUT, SS
4	AS REQ'D	1-5/8" X 1-5/8" STRUT CHANNEL, MATERIAL AS SPECIFIED			
5	1	STHE-4-2-AL-6R SNAPTRACK HORIZONTAL ELBOW 4" X 2" X 6"R			
6	2	STHB-4-6-AL-XX SNAPTRACK SINGLE HANGER BRACKET			
7	4	WC158SS 1-5/8" WINDOW TYPE BEAM CLAMP WITH SQUARE U-BOLT & NUTS			
8	2	SS38HB1.00 3/8" X 1" HEX BOLT, SS			

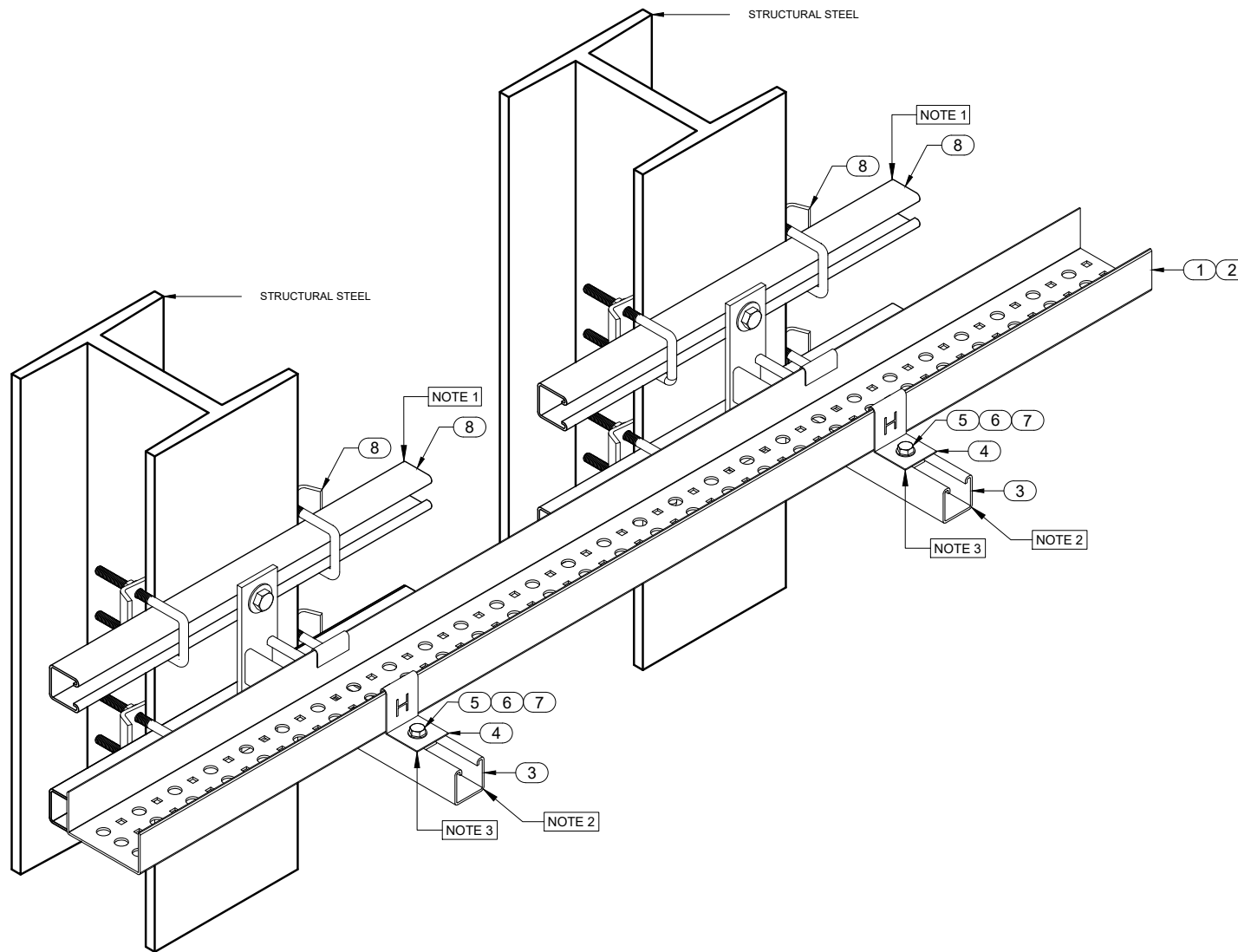




1. IF HOT WORK IS ALLOWED, ATTACH STSWB-AL SNAPTRACK STRUT WALL BRACKET TO BEAMS VIA WELDING.
2. IF DRILLING IS ALLOWED BUT NO HOT WORK IS, DRILL THE DESIRED HOLE DIAMETER FOR THE FASTENER SIZE SELECTED. ATTACH STRUT WALL BRACKET WITH BOLTS, LOCK WASHER AND NUTS.
3. IF NO ALTERING OF BEAMS IS ALLOWED, SEE DETAIL STC-DET-00015-B FOR INSTALLATION DETAIL.
4. ATTACH SNAPTRACK CHANNEL VIA HOLD DOWN CLAMPS TO THE STRUT WALL BRACKET WITH BOLTS, LOCK WASHERS AND SPRING NUTS.

BILL OF MATERIALS

ITEM	QTY	DESCRIPTION	ITEM	QTY	DESCRIPTION
1	AS REQ'D	STC-6-2-AL SNAPTRACK PERFORATED ALUMINUM CHANNEL, 20'L			
2	AS REQ'D	STCV-6-2-AL SNAPTRACK 6" TRACK COVER, 10'L			
3	AS REQ'D	STSWB-XX-AL SNAPTRACK STRUT WALL BRACKET			
4	AS REQ'D	STHC-2-AL SNAPTRACK HOLD DOWN CLAMP			
5	AS REQ'D	SS37FW 3/8" WASHER, SS			
6	AS REQ'D	SS37HN 3/8" HEX NUT, SS			
7	AS REQ'D	SN38SS 3/8" SPRING NUT, SS			

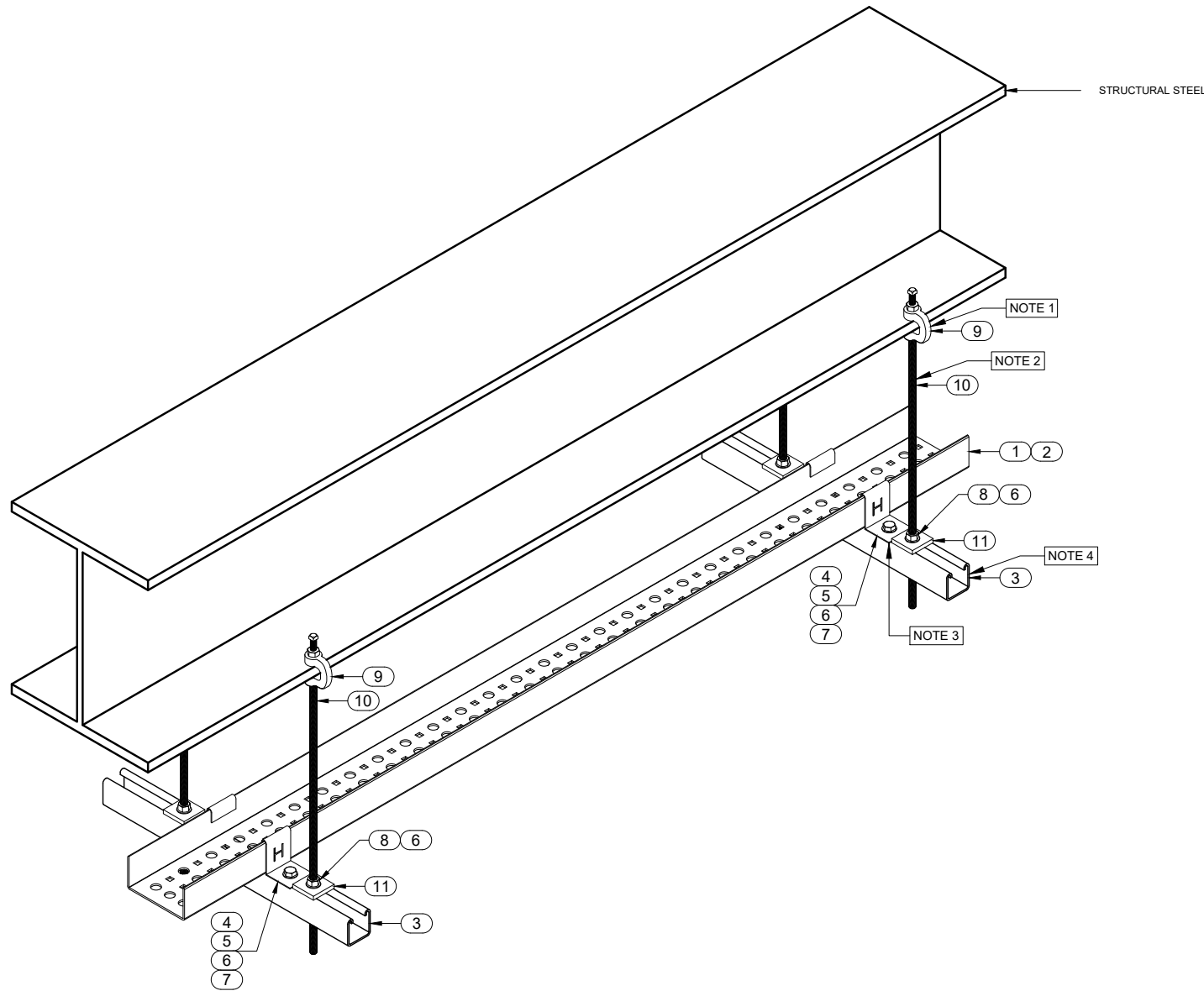


1. ATTACH TECHLINE TLIS2BM-GV (TECHLINE BEAM MOUNT KIT) TO THE BEAM. KIT INCLUDES (1) PIECE OF 36" STRUT, (4) WINDOW BEAM CLAMPS, (4) 1/2" THREAD DIAMETER SPRING NUTS.
2. ATTACH SNAPTRACK STRUT WALL BRACKET WITH 1/2" DIAMETER BOLTS AND WASHER. **FASTENERS SOLD SEPARATELY.
3. ATTACH SNAPTRACK CHANNEL VIA HOLD DOWN CLAMPS TO THE STRUT WALL BRACKET WITH BOLTS, LOCK WASHERS AND SPRING NUTS. **FASTENERS SOLD SEPARATELY.

BILL OF MATERIALS

ITEM	QTY	DESCRIPTION	ITEM	QTY	DESCRIPTION
1	AS REQ'D	STC-6-2-AL SNAPTRACK PERFORATED ALUMINUM CHANNEL, 20'L			
2	AS REQ'D	STCV-6-2-AL SNAPTRACK 6" TRACK COVER, 10'L			
3	AS REQ'D	STSWB-XX-AL SNAPTRACK STRUT WALL BRACKET			
4	AS REQ'D	STHC-2-AL SNAPTRACK HOLD DOWN CLAMP			
5	AS REQ'D	SS37FW 3/8" WASHER, SS			
6	AS REQ'D	SS37HN 3/8" HEX NUT, SS			
7	AS REQ'D	SN38SS 3/8" SPRING NUT, SS			
8	AS REQ'D	TLIS2BM-GV TECHLINE BEAM MOUNT KIT			



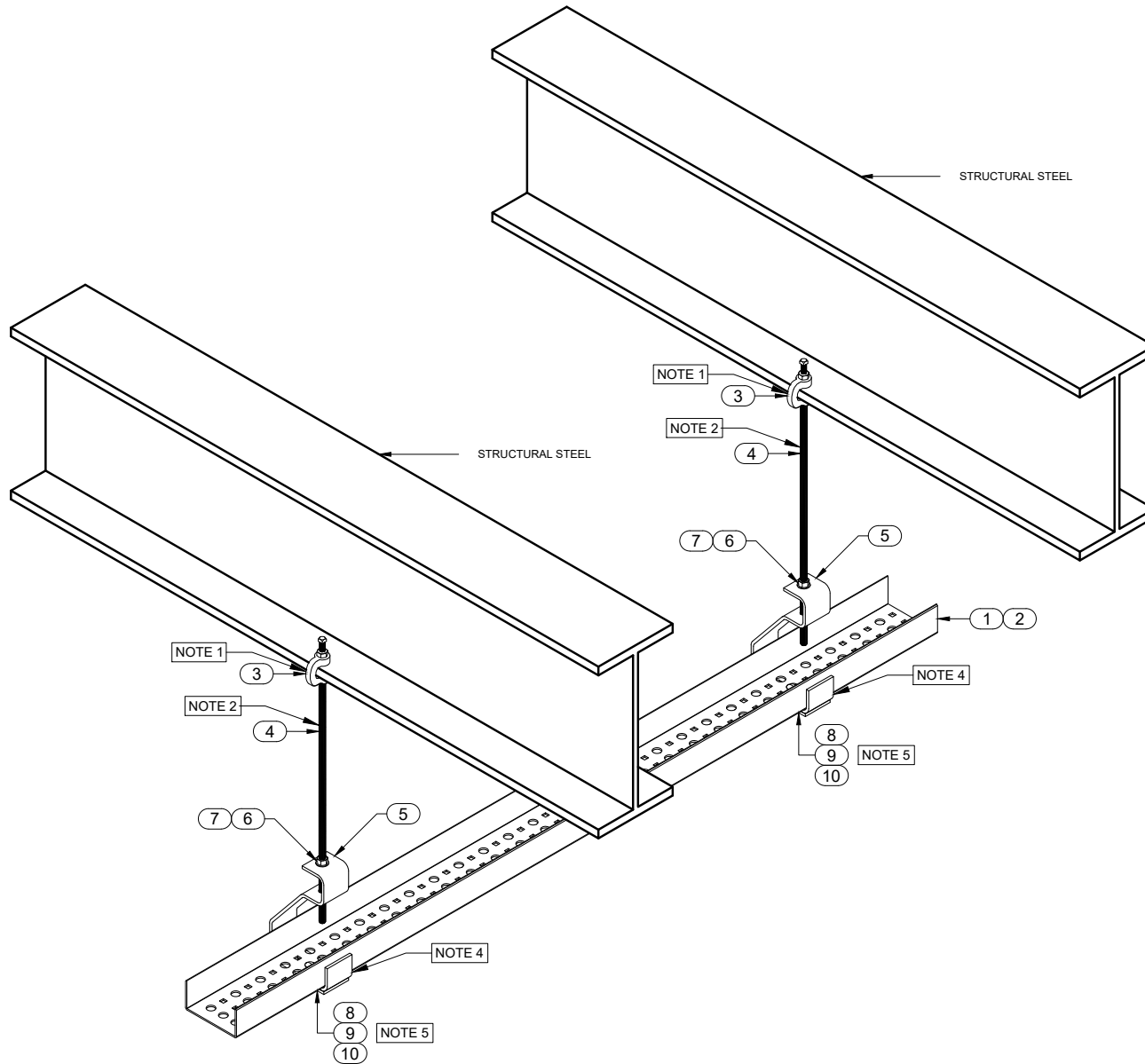


1. ATTACH SNAPTRACK BEAM CLAMP TO STRUCTURE
2. ATTACH 3/8" DIAMETER ALL THREAD ROD TO THE BEAM CLAMP. TWO PIECES REQUIRED PER TRAPEZE HANGER.
3. ATTACH ALL THREAD ROD TO STRUT WITH 3/8" WASHER, NUT AND STRUT WASHER.
4. ATTACH SNAPTRACK CHANNEL VIA HOLD DOWN CLAMPS TO THE STRUT WALL WITH BOLTS, LOCK WASHERS AND SPRING NUTS. ALL FASTENERS AND ITEMS FOR THIS TYPE OF INSTALLATION ARE SOLD SEPARATELY.

BILL OF MATERIALS

ITEM	QTY	DESCRIPTION	ITEM	QTY	DESCRIPTION
1	AS REQ'D	STC-6-2-AL SNAPTRACK PERFORATED ALUMINUM CHANNEL, 20'L	9	AS REQ'D	STRC375EP SNAPTRACK BEAM CLAMP
2	AS REQ'D	STCV-6-2-AL SNAPTRACK 6" TRACK COVER, 10'L	10	AS REQ'D	STATR-375-XX 3/8" ALL THREAD ROD, CUT TO LENGTH, SS
3	AS REQ'D	1-5/8" X 1-5/8" STRUT CHANNEL, MATERIAL AS SPECIFIED	11	AS REQ'D	SW38SS 3/8" SQUARE FLAT WASHER, SS
4	AS REQ'D	STHC-2-AL SNAPTRACK HOLD DOWN CLAMP			
5	AS REQ'D	SS38HB1.00 3/8" X 1" HEX BOLT, SS			
6	AS REQ'D	SS37FW 3/8" WASHER, SS			
7	AS REQ'D	SN38SS 3/8" SPRING NUT, SS			
8	AS REQ'D	SS37HN 3/8" HEX NUT, SS			

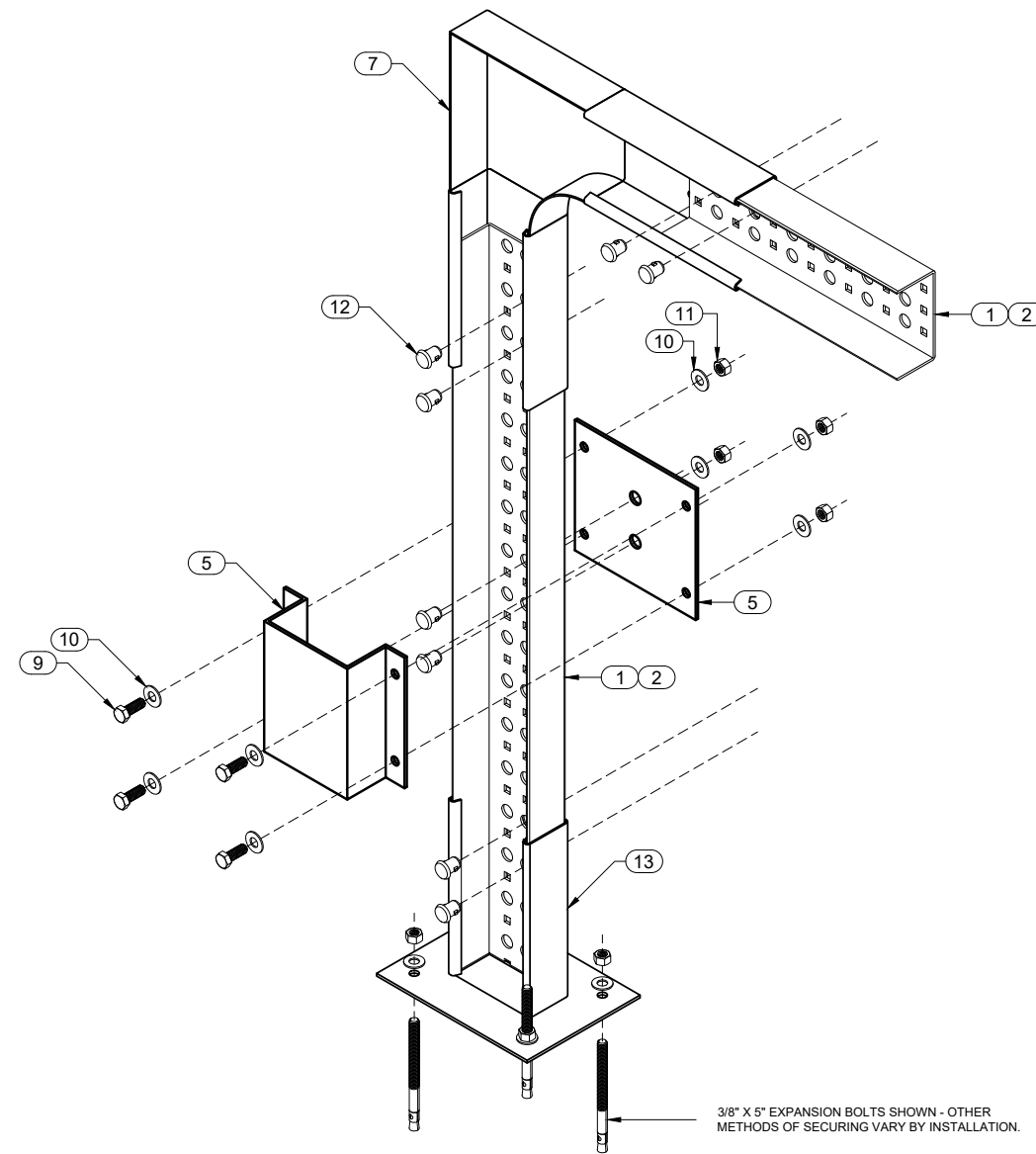
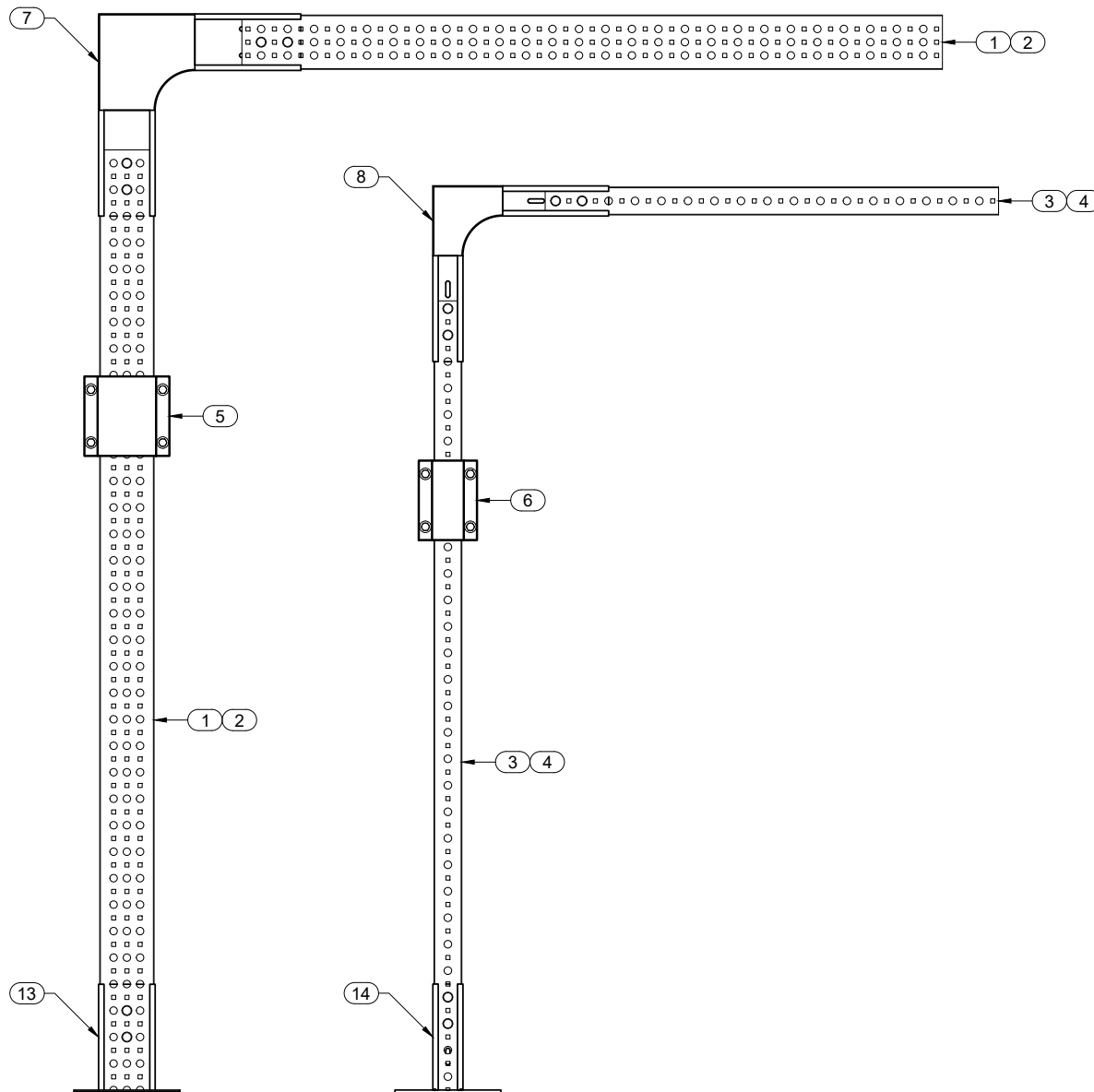




1. ATTACH SNAPTRACK BEAM CLAMP TO STRUCTURE
2. ATTACH 3/8" DIAMETER ALL THREAD ROD TO THE BEAM CLAMP. TWO PIECES REQUIRED PER SINGLE HANGER BRACKET.
3. ATTACH ALL THREAD ROD TO STRUT HANGER BRACKET WITH 3/8" NUT AND WASHER.
4. ADJUST SNAPTRACK STRUT HANGER BRACKET TO THE WIDTH OF THE CHANNEL USING THE PROVIDED BOLT AND NUT.
5. STRUT HANGER BRACKET ATTACHES TO THE SNAPTRACK CHANNEL WITH A 1/4" X 1" CARRIAGE BOLT, 1/4" FLAT WASHER AND A 1/4" NYLON INSERT LOCKNUT.

BILL OF MATERIALS

ITEM	QTY	DESCRIPTION	ITEM	QTY	DESCRIPTION
1	AS REQ'D	STC-6-2-AL SNAPTRACK PERFORATED ALUMINUM CHANNEL, 20'L	9	AS REQ'D	1/4" FLAT WASHER, SS
2	AS REQ'D	STCV-6-2-AL SNAPTRACK 6" TRACK COVER, 10'L	10	AS REQ'D	1/4" NYLON INSERT LOCK NUT, SS
3	AS REQ'D	STRC375EP SNAPTRACK BEAM CLAMP			
4	AS REQ'D	STATR-375-XX 3/8" ALL THREAD ROD, CUT TO LENGTH, SS			
5	AS REQ'D	STHB-4-6-AL-XX SNAPTRACK SINGLE HANGER BRACKET			
6	AS REQ'D	SS37FW 3/8" WASHER, SS			
7	AS REQ'D	SS37HN 3/8" HEX NUT, SS			
8	AS REQ'D	1/4" X 1" CARRIAGE BOLT, SS			

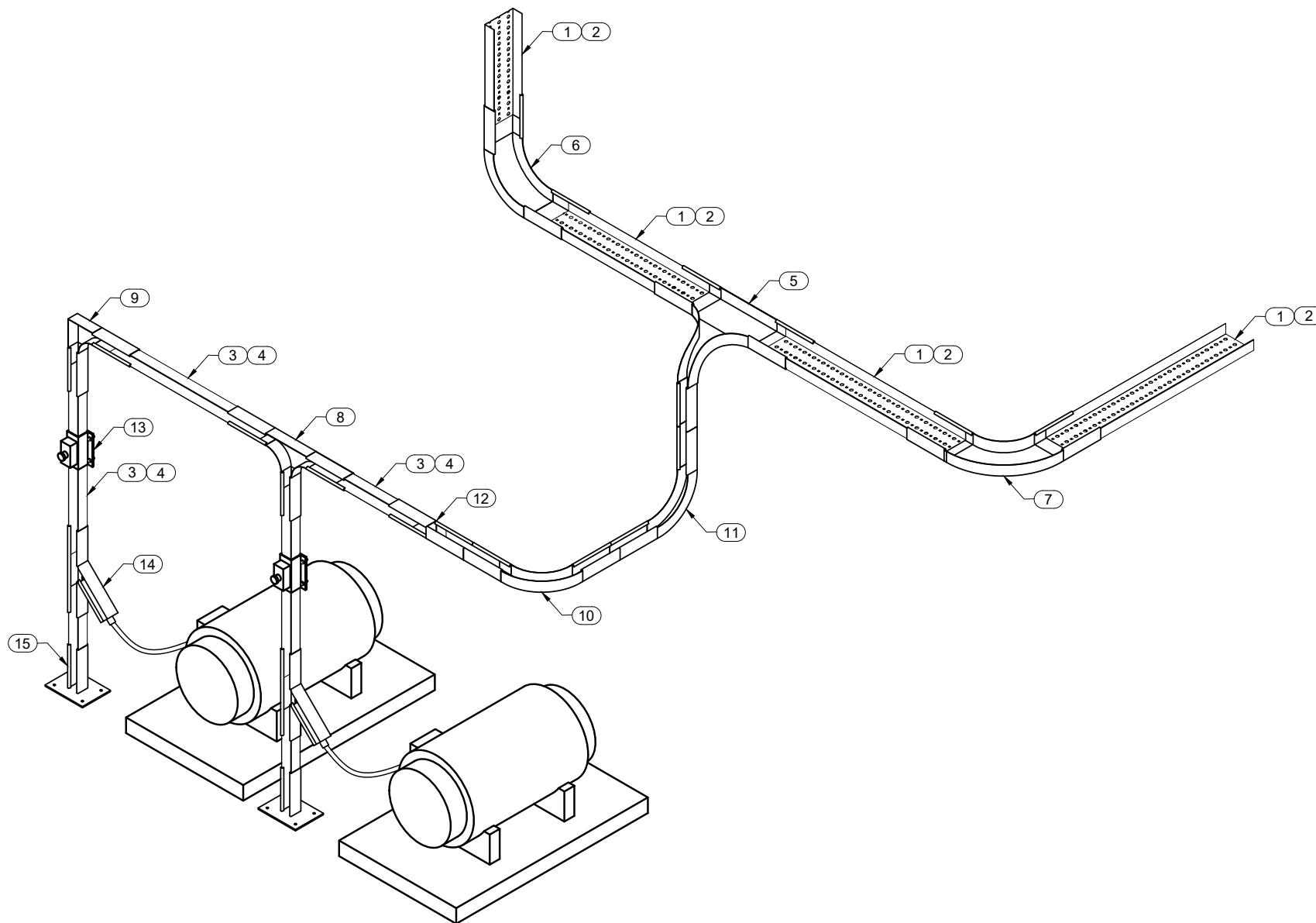


3/8" X 5" EXPANSION BOLTS SHOWN - OTHER METHODS OF SECURING VARY BY INSTALLATION.

BILL OF MATERIALS

ITEM	QTY	DESCRIPTION	ITEM	QTY	DESCRIPTION
1	AS REQ'D	STC-6-2-AL SNAPTRACK PERFORATED ALUMINUM CHANNEL, 20'L	9	AS REQ'D	SS38HB1.00 3/8" X 1" HEX BOLT, SS
2	AS REQ'D	STCV-6-2-AL SNAPTRACK 6" TRACK COVER, 10'L	10	AS REQ'D	SS37FW 3/8" WASHER, SS
3	AS REQ'D	STC-2-2-AL SNAPTRACK PERFORATED ALUMINUM CHANNEL, 20'L	11	AS REQ'D	SS37HN 3/8" HEX NUT, SS
4	AS REQ'D	STCV-2-2-AL SNAPTRACK 2" TRACK COVER, 10'L	12	AS REQ'D	STSLP-9-23-AL SNAPTRACK PUSH PIN
5	AS REQ'D	STPBM-6-AL SNAPTRACK PUSH BUTTON MOUNT	13	AS REQ'D	STFPB-6-AL SNAPTRACK 6" POST BASE
6	AS REQ'D	STPBM-2-AL SNAPTRACK PUSH BUTTON MOUNT	14	AS REQ'D	STFPB-2-AL SNAPTRACK 2" POST BASE
7	AS REQ'D	STHE-6-2-AL-3R SNAPTRACK HORIZONTAL ELBOW, 6" X 2" X 3"R			
8	AS REQ'D	STHE-2-2-AL-3R SNAPTRACK HORIZONTAL ELBOW, 2" X 2" X 3"R			

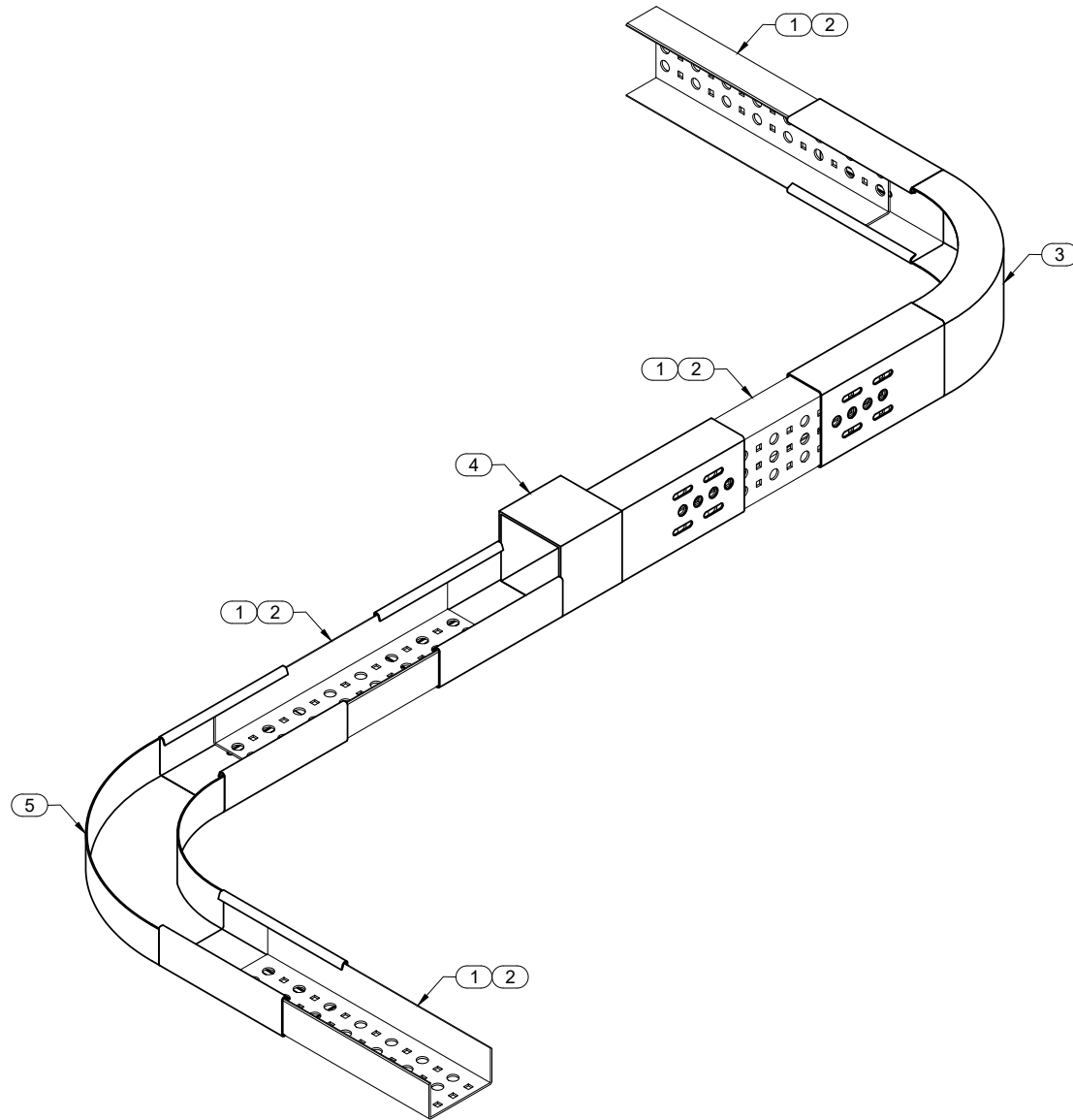




BILL OF MATERIALS

ITEM	QTY	DESCRIPTION	ITEM	QTY	DESCRIPTION
1	AS REQ'D	STC-6-2-AL SNAPTRACK PERFORATED ALUMINUM CHANNEL, 20'L	9	AS REQ'D	STHE-2-2-AL-3R SNAPTRACK HORIZONTAL ELBOW, 2" X 2" X 3"R
2	AS REQ'D	STCV-6-2-AL SNAPTRACK 6" TRACK COVER, 10'L	10	AS REQ'D	STHE-2-2-AL-6R SNAPTRACK HORIZONTAL ELBOW, 2" X 2" X 6"R
3	AS REQ'D	STC-2-2-AL SNAPTRACK PERFORATED ALUMINUM CHANNEL, 20'L	11	AS REQ'D	STVI-2-2-AL-6R SNAPTRACK VERTICAL INSIDE, 2" X 2" X 6"R
4	AS REQ'D	STCV-2-2-AL SNAPTRACK 2" TRACK COVER, 10'L	12	AS REQ'D	STCS-2-2-AL-RH SNAPTRACK RIGHT HAND PLANE ADAPTER, 2" X 2"
5	AS REQ'D	STD-6-2-AL-6R SNAPTRACK 6" TO 2" DROP TEE, 6" X 2" X 6"R	13	AS REQ'D	STPBM-2-AL SNAPTRACK PUSH BUTTON MOUNT
6	AS REQ'D	STVI-6-2-AL-6R SNAPTRACK VERTICAL INSIDE, 6" X 2" X 6"R	14	AS REQ'D	STCTO-1-1-2-AL-RH SNAPTRACK SINGLE SIDE RIGHT HAND SINGLE TAKE-OFF
7	AS REQ'D	STHE-6-2-AL-6R SNAPTRACK HORIZONTAL ELBOW, 6" X 2" X 6"R	15	AS REQ'D	STFPB-2-AL SNAPTRACK 2" POST BASE
8	AS REQ'D	STCT-2-2-AL-6R SNAPTRACK TEE, 2" X 2" X 6"R			

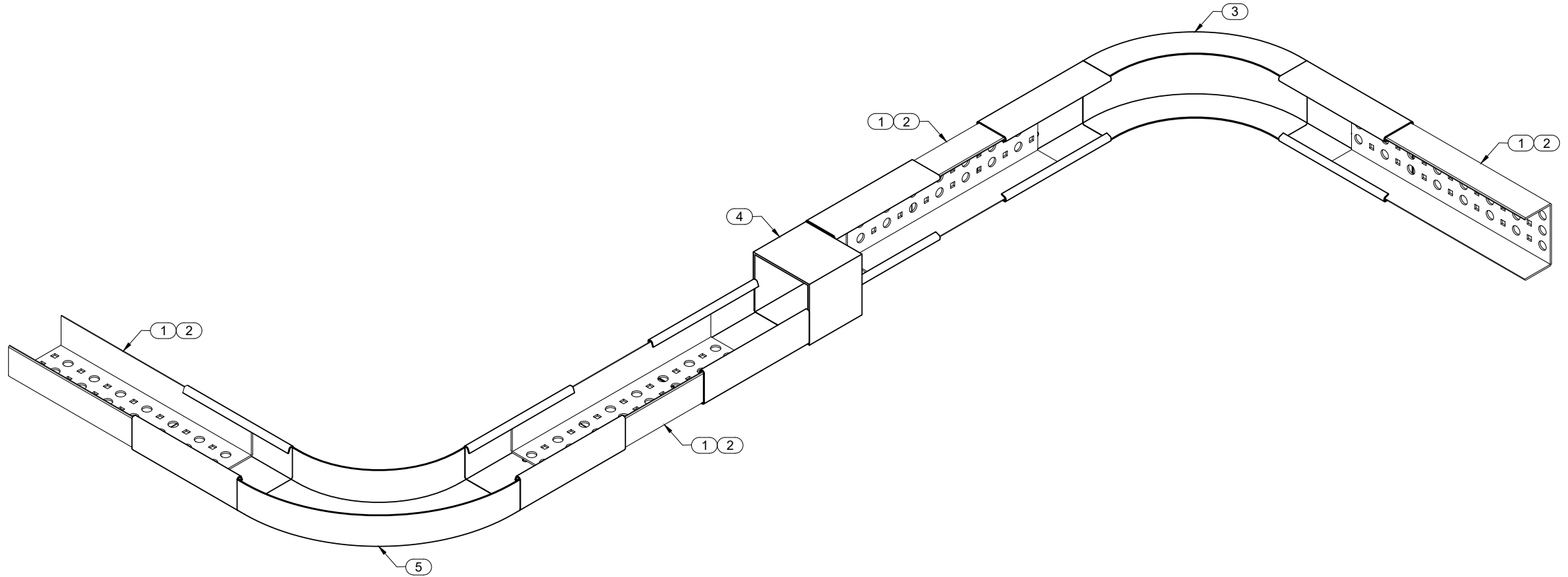




BILL OF MATERIALS

ITEM	QTY	DESCRIPTION	ITEM	QTY	DESCRIPTION
1	AS REQ'D	STC-6-2-AL SNAPTRACK PERFORATED ALUMINUM CHANNEL, 20'L			
2	AS REQ'D	STCV-6-2-AL SNAPTRACK 6" TRACK COVER, 10'L			
3	AS REQ'D	STVI-6-2-AL-6R SNAPTRACK VERTICAL INSIDE, 6" X 2" X 6"R			
4	AS REQ'D	STCS-6-2-AL-LH SNAPTRACK LEFT HAND PLANE ADAPTER, 6" X 2"			
5	AS REQ'D	STHE-6-2-AL-6R SNAPTRACK HORIZONTAL ELBOW, 6" X 2" X 6"R			

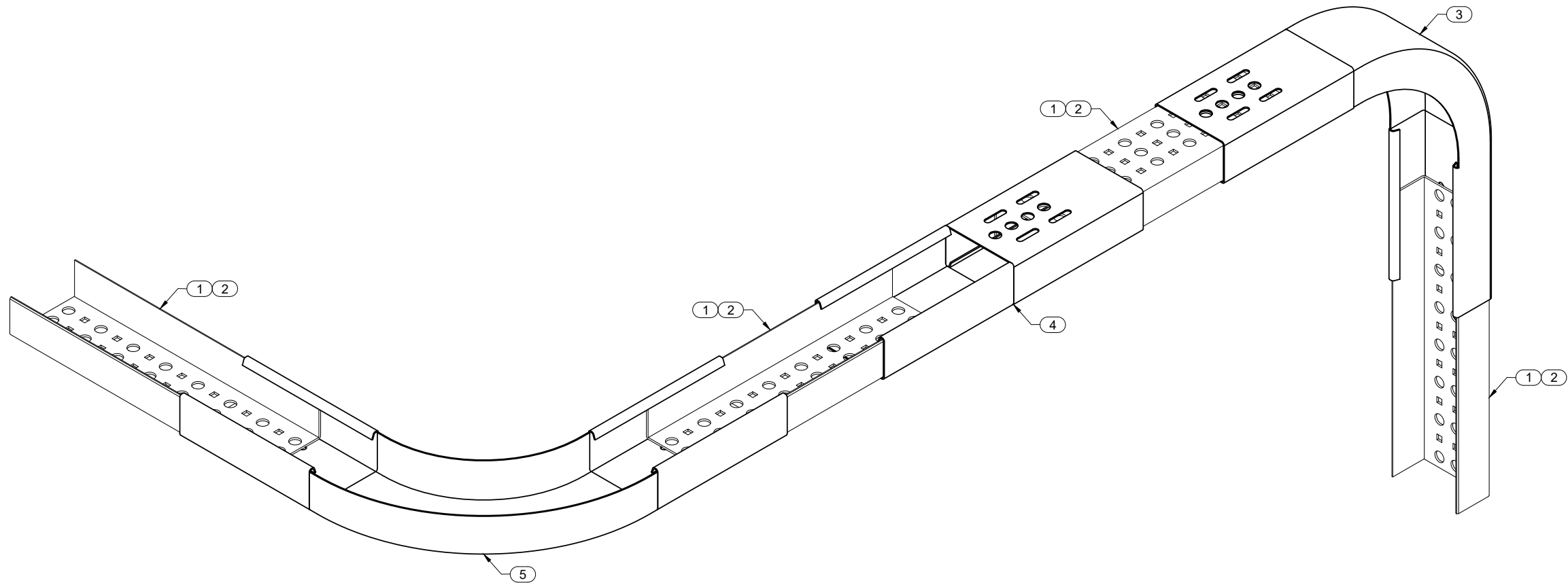




BILL OF MATERIALS

ITEM	QTY	DESCRIPTION	ITEM	QTY	DESCRIPTION
1	AS REQ'D	STC-6-2-AL SNAPTRACK PERFORATED ALUMINUM CHANNEL, 20'L			
2	AS REQ'D	STCV-6-2-AL SNAPTRACK 6" TRACK COVER, 10'L			
3	AS REQ'D	STVI-6-2-AL-6R SNAPTRACK VERTICAL INSIDE, 6" X 2" X 6"R			
4	AS REQ'D	STCS-6-2-AL-RH SNAPTRACK RIGHT HAND PLANE ADAPTER, 6" X 2"			
5	AS REQ'D	STHE-6-2-AL-6R SNAPTRACK HORIZONTAL ELBOW, 6" X 2" X 6"R			

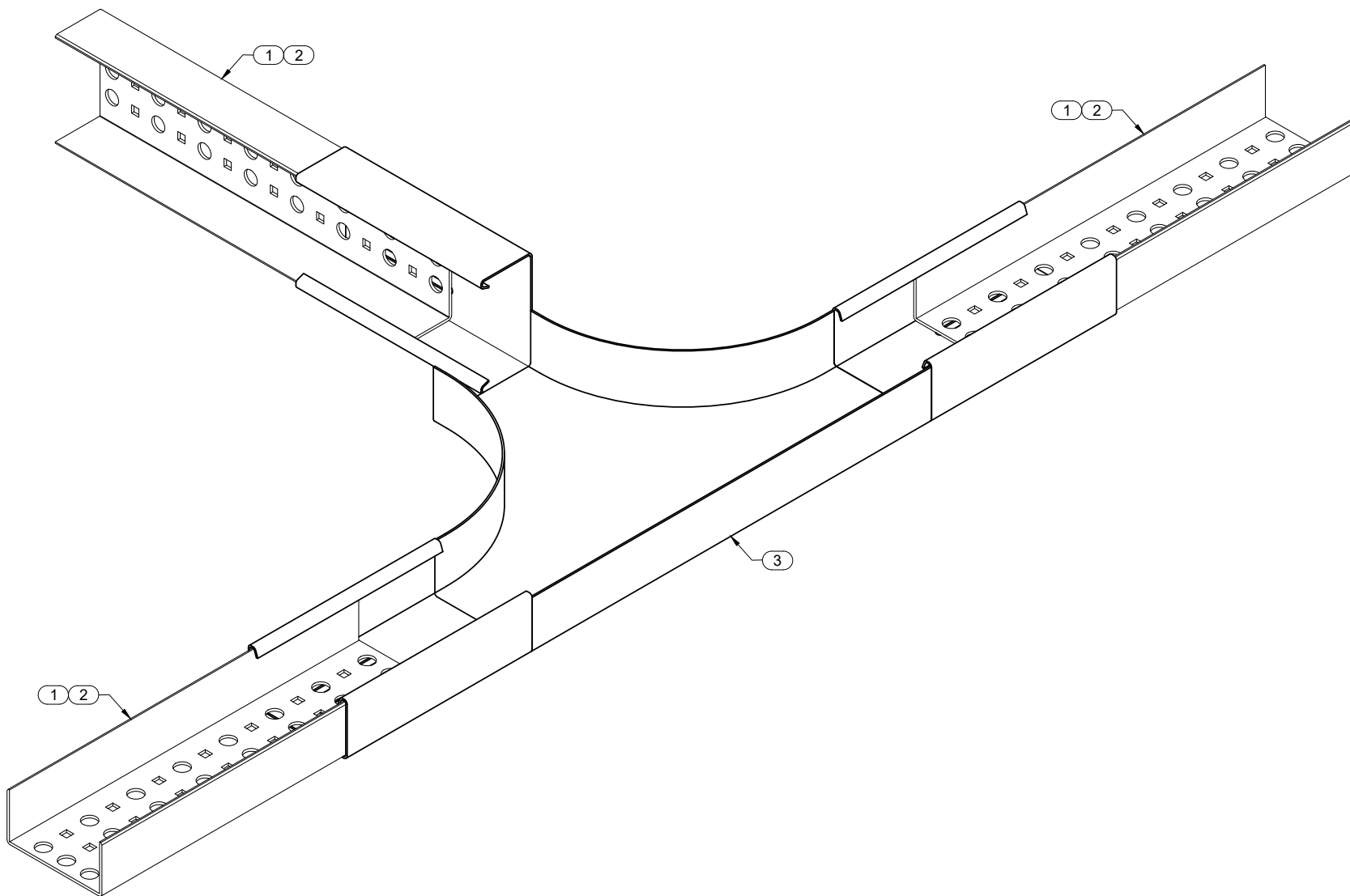




BILL OF MATERIALS

ITEM	QTY	DESCRIPTION	ITEM	QTY	DESCRIPTION
1	AS REQ'D	STC-6-2-AL SNAPTRACK PERFORATED ALUMINUM CHANNEL, 20'L			
2	AS REQ'D	STCV-6-2-AL SNAPTRACK 6" TRACK COVER, 10'L			
3	AS REQ'D	STVI-6-2-AL-6R SNAPTRACK VERTICAL INSIDE, 6" X 2" X 6"R			
4	AS REQ'D	STCS-6-2-AL-BH SNAPTRACK BACK HAND PLANE ADAPTER, 6" X 2"			
5	AS REQ'D	STHE-6-2-AL-6R SNAPTRACK HORIZONTAL ELBOW, 6" X 2" X 6"R			





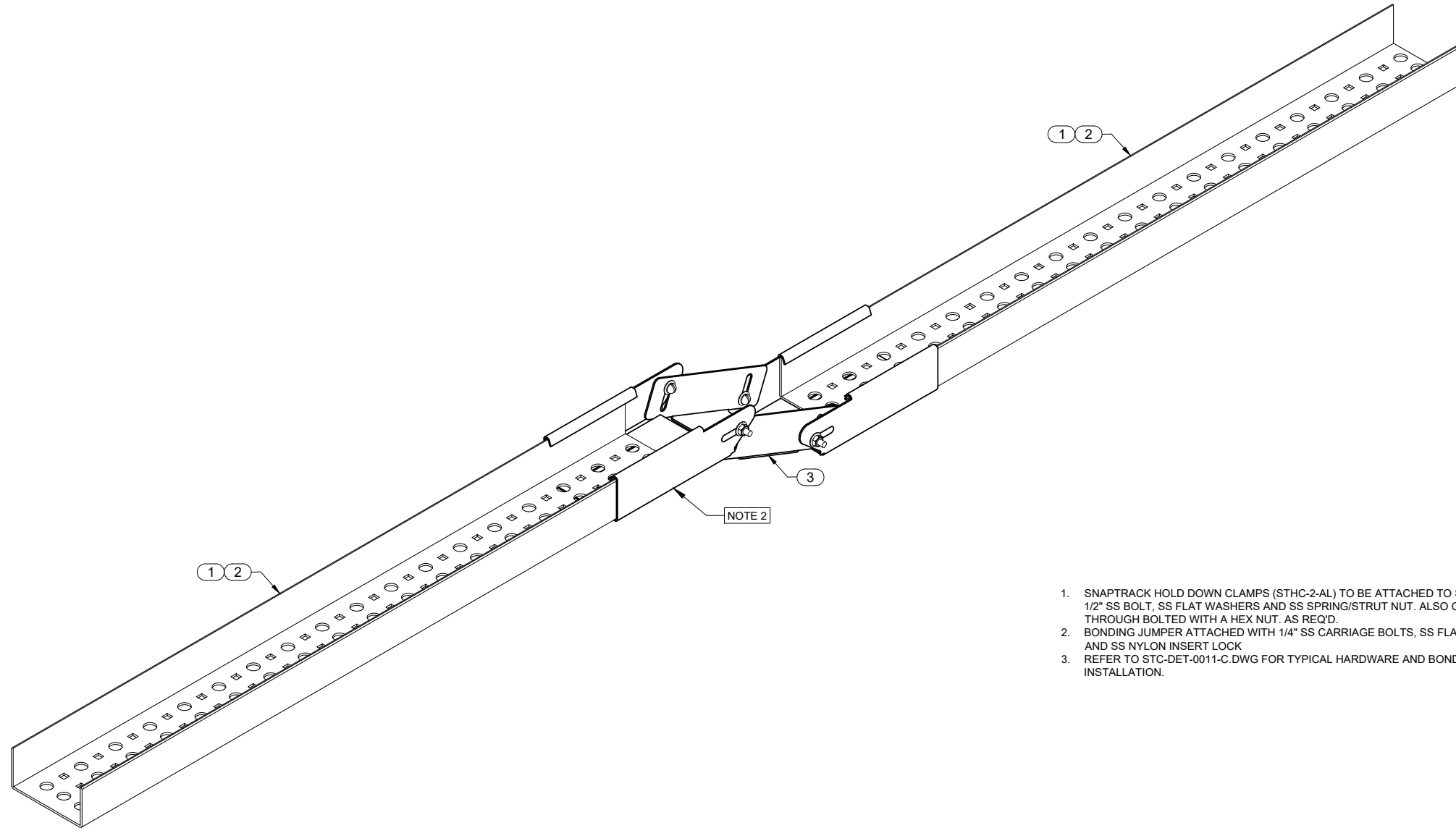
BILL OF MATERIALS

ITEM	QTY	DESCRIPTION	ITEM	QTY	DESCRIPTION
1	AS REQ'D	STC-6-2-AL SNAPTRACK PERFORATED ALUMINUM CHANNEL, 20'L			
2	AS REQ'D	STCV-6-2-AL SNAPTRACK 6" TRACK COVER, 10'L			
3	AS REQ'D	STCT-6-2-AL-6R-LH SNAPTRACK PLANE CHANGING TEE, 6" X 2" X 6"R			



TOLERANCES

UNLESS OTHERWISE SPECIFIED
 ANGLE +/- 1° LENGTH +/- 0.125" WIDTH +/- 0.125" HEIGHT +/- 0.125" CENTER TO CENTER +/- 0.125"
 ANGLE STRAIGHTNESS OF SIDE RAIL +/- 1° 24" AND 36" RADIUS FITTINGS +/- 2"

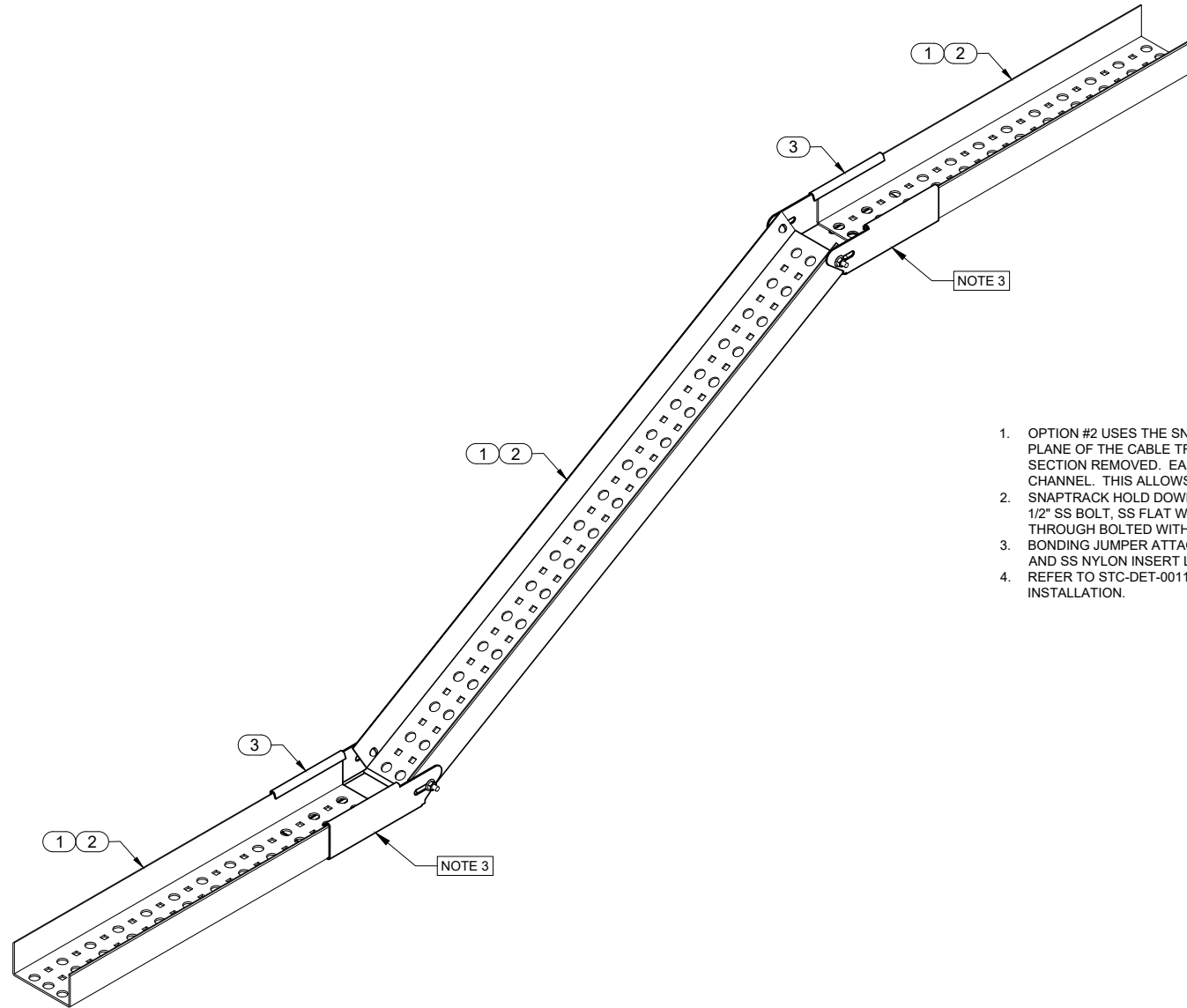


1. SNAPTRACK HOLD DOWN CLAMPS (STHC-2-AL) TO BE ATTACHED TO STRUT USING 1/2" SS BOLT, SS FLAT WASHERS AND SS SPRING/STRUT NUT. ALSO CAN BE THROUGH BOLTED WITH A HEX NUT, AS REQ'D.
2. BONDING JUMPER ATTACHED WITH 1/4" SS CARRIAGE BOLTS, SS FLAT WASHERS AND SS NYLON INSERT LOCK
3. REFER TO STC-DET-0011-C.DWG FOR TYPICAL HARDWARE AND BONDING JUMPER INSTALLATION.

BILL OF MATERIALS

ITEM	QTY	DESCRIPTION	ITEM	QTY	DESCRIPTION
1	AS REQ'D	STC-6-2-AL SNAPTRACK PERFORATED ALUMINUM CHANNEL, 20'L			
2	AS REQ'D	STCV-6-2-AL SNAPTRACK 6" TRACK COVER, 10'L			
3	AS REQ'D	STAH6-6-2-AL SNAPTRACK 6" X 2" ADJUSTABLE VERTICAL SPLICE			



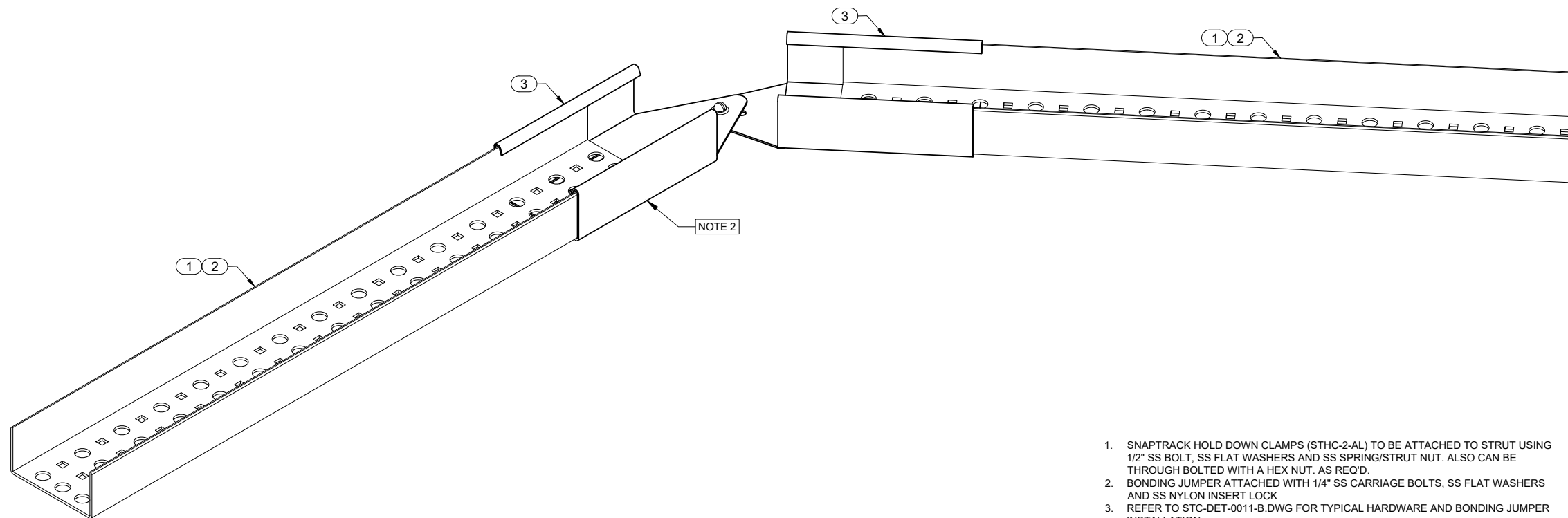


1. OPTION #2 USES THE SNAPTRACK ADJUSTABLE VERTICAL SPLICE FOR A CHANGE IN PLANE OF THE CABLE TRAY. THE FITTING IS BROKEN APART AND THE CENTER SECTION REMOVED. EACH END IS THEN ATTACHED TO A DESIRED LENGTH OF CHANNEL. THIS ALLOWS FOR LONGER OFFSET RUNS.
2. SNAPTRACK HOLD DOWN CLAMPS (STHC-2-AL) TO BE ATTACHED TO STRUT USING 1/2" SS BOLT, SS FLAT WASHERS AND SS SPRING/STRUT NUT. ALSO CAN BE THROUGH BOLTED WITH A HEX NUT. AS REQ'D.
3. BONDING JUMPER ATTACHED WITH 1/4" SS CARRIAGE BOLTS, SS FLAT WASHERS AND SS NYLON INSERT LOCK
4. REFER TO STC-DET-0011-C.DWG FOR TYPICAL HARDWARE AND BONDING JUMPER INSTALLATION.

BILL OF MATERIALS

ITEM	QTY	DESCRIPTION	ITEM	QTY	DESCRIPTION
1	AS REQ'D	STC-6-2-AL SNAPTRACK PERFORATED ALUMINUM CHANNEL, 20'L			
2	AS REQ'D	STCV-6-2-AL SNAPTRACK 6" TRACK COVER, 10'L			
3	AS REQ'D	STAVS-6-2-AL SNAPTRACK VERTICAL ADJUSTABLE SPLICE			



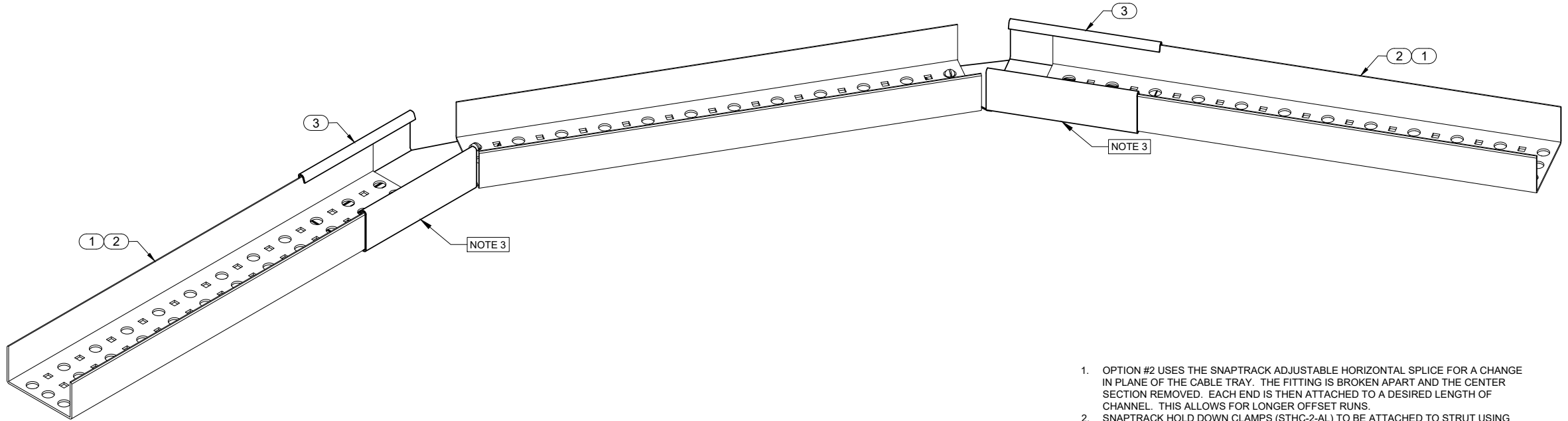


1. SNAPTRACK HOLD DOWN CLAMPS (STHC-2-AL) TO BE ATTACHED TO STRUT USING 1/2" SS BOLT, SS FLAT WASHERS AND SS SPRING/STRUT NUT. ALSO CAN BE THROUGH BOLTED WITH A HEX NUT, AS REQ'D.
2. BONDING JUMPER ATTACHED WITH 1/4" SS CARRIAGE BOLTS, SS FLAT WASHERS AND SS NYLON INSERT LOCK
3. REFER TO STC-DET-0011-B.DWG FOR TYPICAL HARDWARE AND BONDING JUMPER INSTALLATION.

BILL OF MATERIALS

ITEM	QTY	DESCRIPTION	ITEM	QTY	DESCRIPTION
1	AS REQ'D	STC-6-2-AL SNAPTRACK PERFORATED ALUMINUM CHANNEL, 20'L			
2	AS REQ'D	STCV-6-2-AL SNAPTRACK 6" TRACK COVER, 10'L			
3	AS REQ'D	STAH6-6-2-AL SNAPTRACK HORIZONTAL ADJUSTABLE SPLICE			



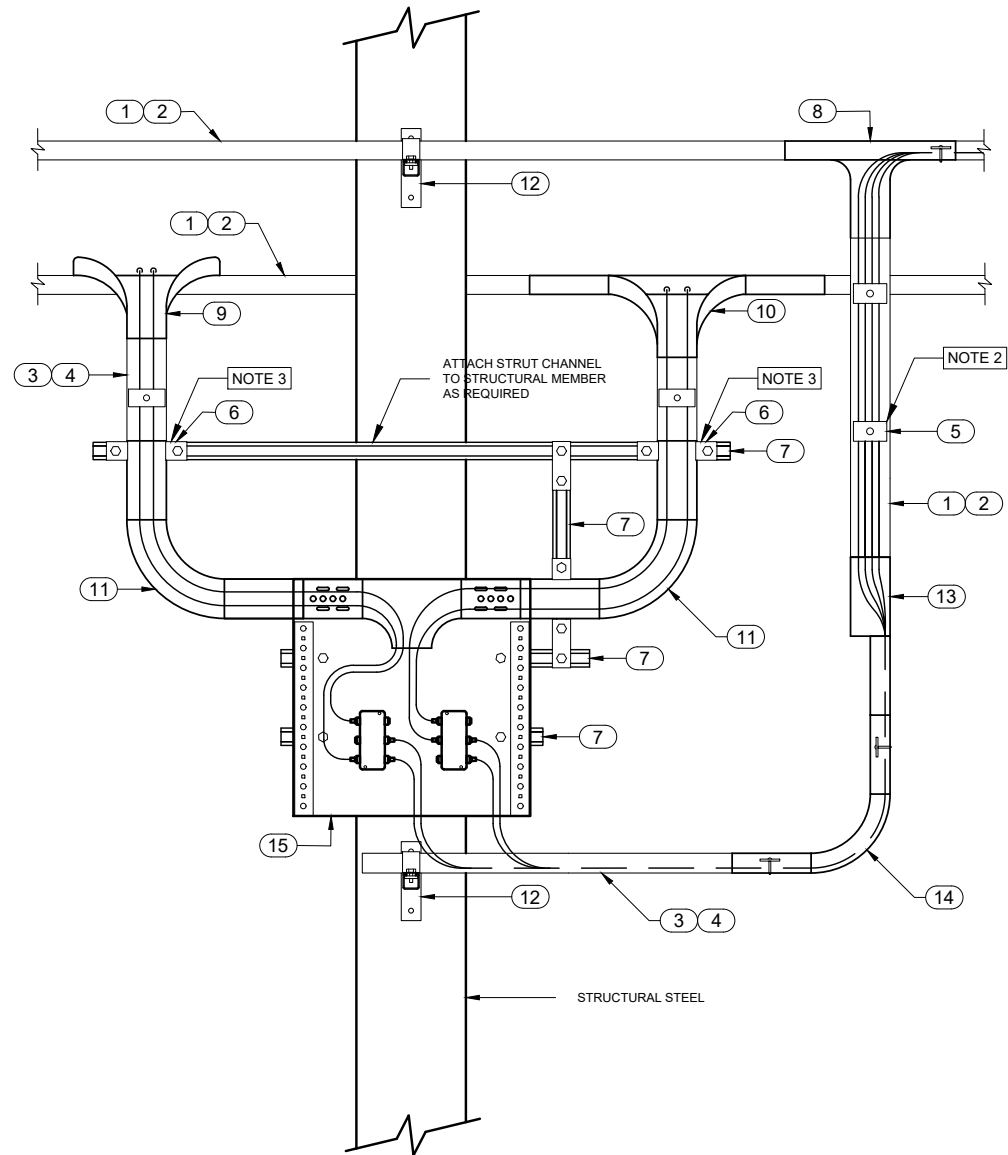


1. OPTION #2 USES THE SNAPTRACK ADJUSTABLE HORIZONTAL SPLICE FOR A CHANGE IN PLANE OF THE CABLE TRAY. THE FITTING IS BROKEN APART AND THE CENTER SECTION REMOVED. EACH END IS THEN ATTACHED TO A DESIRED LENGTH OF CHANNEL. THIS ALLOWS FOR LONGER OFFSET RUNS.
2. SNAPTRACK HOLD DOWN CLAMPS (STHC-2-AL) TO BE ATTACHED TO STRUT USING 1/2" SS BOLT, SS FLAT WASHERS AND SS SPRING/STRUT NUT. ALSO CAN BE THROUGH BOLTED WITH A HEX NUT. AS REQ'D.
3. BONDING JUMPER ATTACHED WITH 1/4" SS CARRIAGE BOLTS, SS FLAT WASHERS AND SS NYLON INSERT LOCK
4. REFER TO STC-DET-0011-B.DWG FOR TYPICAL HARDWARE AND BONDING JUMPER INSTALLATION.

BILL OF MATERIALS

ITEM	QTY	DESCRIPTION	ITEM	QTY	DESCRIPTION
1	AS REQ'D	STC-6-2-AL SNAPTRACK PERFORATED ALUMINUM CHANNEL, 20'L			
2	AS REQ'D	STCV-6-2-AL SNAPTRACK 6" TRACK COVER, 10'L			
3	AS REQ'D	STAHS-6-2-AL SNAPTRACK HORIZONTAL ADJUSTABLE SPLICE			



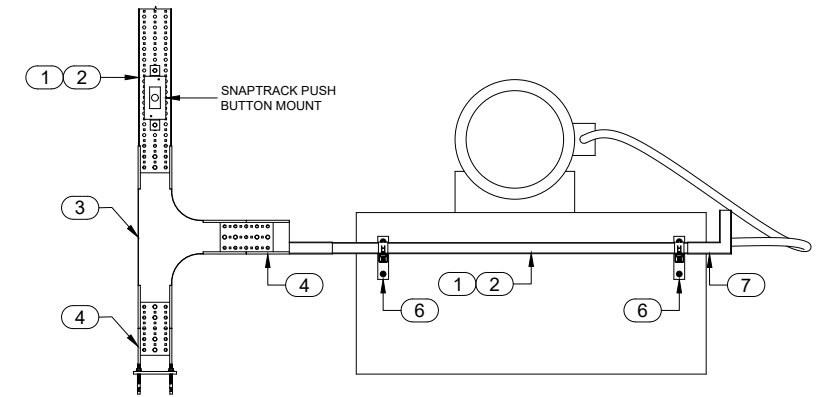
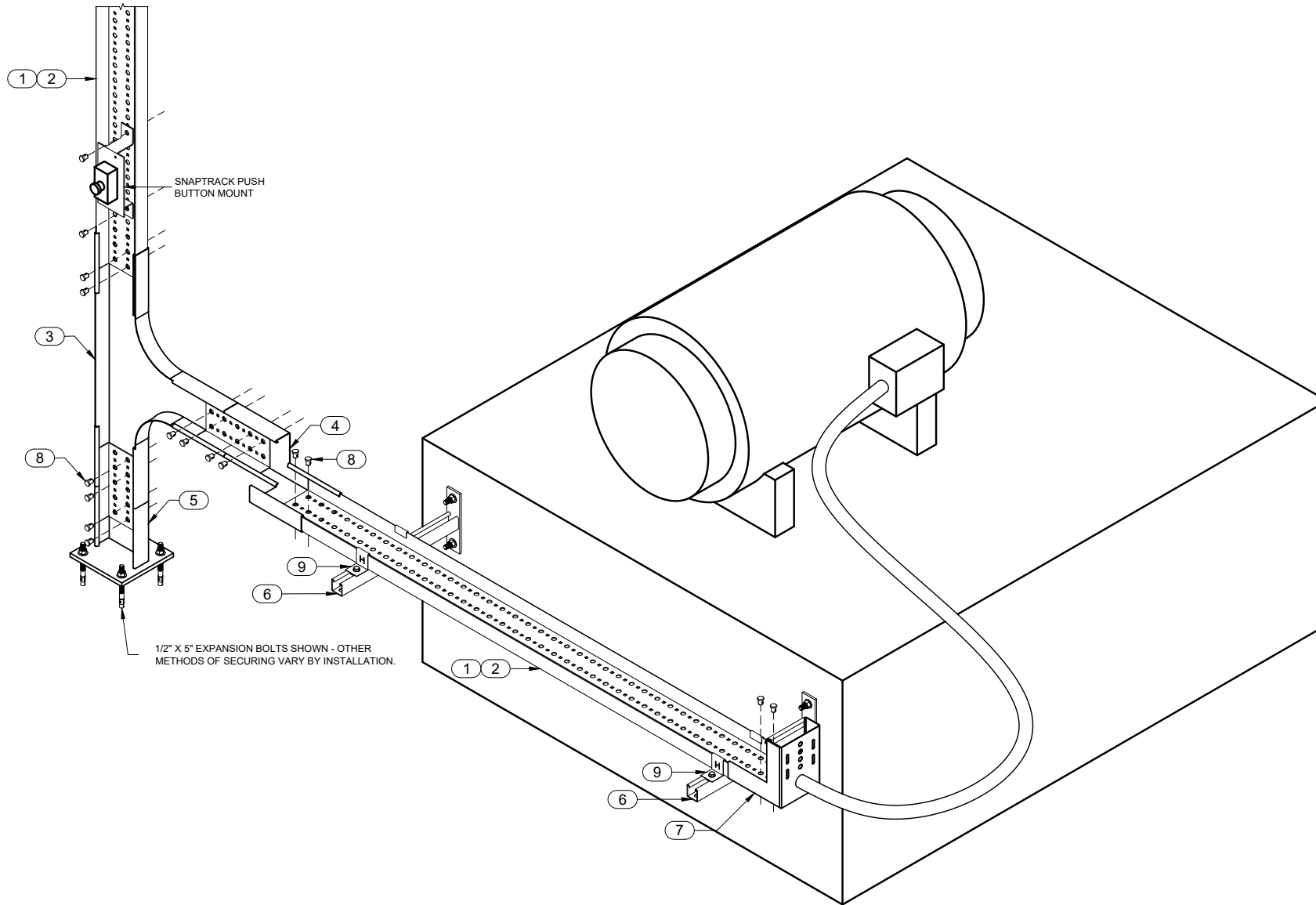


1. USE SNAPTRACK TRAY COVER ONLY IF LESS THAN 3' ABOVE WORKING SURFACE. TRAY SHOULD BE COVERED FOR 3' MINIMUM.
2. SNAPTRACK CABLE CLAMPS TO BE USED TO SECURE CABLES.
3. SNAPTRACK HOLD DOWN CLAMPS (STHC-2-AL) TO BE ATTACHED TO STRUT USING 1/2" SS BOLT, FLAT WASHER AND SPRING/STRUT NUT. ALSO CAN BE BOLTED THROUGH WITH A HEX NUT.

BILL OF MATERIALS

ITEM	QTY	DESCRIPTION	ITEM	QTY	DESCRIPTION
1	AS REQ'D	STC-6-2-AL SNAPTRACK PERFORATED ALUMINUM CHANNEL, 20'L	9	1	STWF-4-2-AL SNAPTRACK 4" X 2" WATERFALL TRAY EXIT
2	AS REQ'D	STCV-6-2-AL SNAPTRACK 6" TRACK COVER, 10'L	10	1	STDT-4-2-AL-6R SNAPTRACK 4" TO 2" DROP TEE, 4" X 2" X 6"R
3	AS REQ'D	STC-4-2-AL SNAPTRACK PERFORATED ALUMINUM CHANNEL, 20'L	11	2	STHE-4-2-AL-6R SNAPTRACK HORIZONTAL ELBOW, 4" X 2" X 6"R
4	AS REQ'D	STCV-4-2-AL SNAPTRACK 6" TRACK COVER, 10'L	12	2	STSWB-XX-AL SNAPTRACK STRUT WALL BRACKET
5	AS REQ'D	STWC-X-AL SNAPTRACK WIRE CLAMPS, RUBBER COATED W/ PUSHPIN	13	1	STCS-6-2-AL-XX SNAPTRACK PLANE ADAPTER, 6" X 2"
6	AS REQ'D	STHC-2-AL SNAPTRACK HOLD DOWN CLAMP	14	1	STVI-6-2-AL-6R SNAPTRACK VERTICAL INSIDE, 6" X 2" X 6"R
7	AS REQ'D	1-5/8" X 1-5/8" STRUT CHANNEL, MATERIAL AS SPECIFIED	15	1	STWB-24-AL SNAPTRACK WALL BRACKET, 24"
8	1	STDE-6-6-AL-3R SNAPTRACK 6" TO 6" DOWNSPOUT EXIT, 6" X 6" X 2" X 3"R			





1. USE SNAPTRACK TRAY COVER ONLY IF LESS THAN 3' ABOVE WORKING SURFACE. TRAY SHOULD BE COVERED FOR 3' MINIMUM.
2. SNAPTRACK CABLE CLAMPS TO BE USED TO SECURE CABLES.
3. SNAPTRACK HOLD DOWN CLAMPS (STHC-2-AL) TO BE ATTACHED TO STRUT USING 1/2" SS BOLT, FLAT WASHER AND SPRING/STRUT NUT. ALSO CAN BE BOLTED THROUGH WITH A HEX NUT.

BILL OF MATERIALS

ITEM	QTY	DESCRIPTION	ITEM	QTY	DESCRIPTION
1	AS REQ'D	STC-6-2-AL SNAPTRACK PERFORATED ALUMINUM CHANNEL, 20'L	9	1	STHC-2-AL SNAPTRACK HOLD DOWN CLAMP
2	AS REQ'D	STCV-6-2-AL SNAPTRACK 6" TRACK COVER, 10'L			
3	1	STCT-6-2-AL-6R SNAPTRACK TEE, 6" X 2" X 6"R			
4	1	STCS-6-2-AL-XX SNAPTRACK PLANE ADAPTER, 6" X 2"			
5	1	STBH-6-AL SNAPTRACK 6" BULKHEAD CONNECTOR			
6	2	STSWB-XX-AL SNAPTRACK STRUT WALL BRACKET			
7	1	STVI-6-2-AL-3R SNAPTRACK VERTICAL INSIDE, 6" X 2" X 3"R			
8	AS REQ'D	STSLP-9-23-AL SNAPTRACK PUSH PIN			

